



ANNUAL REPORT
FOR YEAR ENDED 30 JUNE 2010

ICSGLOBAL LIMITED ANNUAL REPORT 2010

TABLE OF CONTENTS

	Page
Letter from the Chairman	3
Corporate Governance Statement	6
Shareholder Information	9
Directors' Report	10
Remuneration Report	15
Auditors' Independence Declaration	27
Financial Statements or the Year Ended 30 June 2010	28-65
Directors' Declaration	66
Independent Auditor's Report	67
Corporate Directory	69

Letter from the Chairman

Dear Shareholders,

ICSGlobal has had a year of significant change. The key features of the year have been:

- **Disposal of the US and Australian businesses**
- **Turnaround of the business from loss to profit on a continuing basis**
- **Significant profitable growth in the UK business**
- **Turnaround to a forecast positive operating cash flow position**
- **Turnaround to positive NTA**
- **Clean and debt free balance sheet**
- **Additional capabilities added to the Board**

Overview

During the year the US and Australian business models became unsustainable and these businesses were disposed of in April 2010. Since then the Board has focused on:

- Improving the quality and strength of the UK business; and
- Given that the UK business alone is not currently of sufficient size by itself to justify a listed status, the Board has embarked upon the search for an additional business to acquire.

It is important to recognise that the hard decisions made by the Board have brought the Company through its difficulties to a sustainable debt free position with the potential to pursue additional business opportunities.

Financial Results

The financial results for the year ended 30 June 2010 is an overall loss of \$3,744,088, which is comprised of:

- A profit of \$333,782 from continuing operations;
- A loss of \$3,859,617 from discontinued operations, in particular the sold US and Australian businesses; and
- A loss of \$218,254 from foreign exchange translation adjustments.

Depending on the future financial performance of the Australian business that was sold during the year, there is some potential upside from an "earn out" payment, however, the amount of any such payment is uncertain and nothing has been brought to account at this point.

ICSGlobal LIMITED ANNUAL REPORT 2010

Key Financial Information

	2010	2009	Change
	\$	\$	%
Revenue from Continuing Operations	1,213,360	1,165,357	4.1%
Other Continuing Revenue	34,338	180,719	
Total Continuing Revenue	1,247,698	1,346,719	
Profit (loss) from Continuing Operations	9,091	(2,815,915)	
UK Profit before tax and corporate re-charges	299,291	150,097	99.4%
Net Assets	2,715,893	4,505,463	
Intangibles	2,214,282	5,223,009	
Net Asset Value per ordinary share	1.64 cents	3.0 cents	
Net Tangible Assets	501,611	(717,546)	170%
Ordinary shares on issue <i>*post 4 August 2010 buy back</i>	165,700,917 *	149,985,972	
NTA per ordinary share (cents)	0.3 cents	(0.5) cents	160%
Cash and equivalents at balance date	393,208	471,039	

UK Business

As a result of the restructure, the sole operating business of ICSGlobal is now Medical Billing & Collection (MBC) business in the UK. MBC is the leading medical billing company in the UK and recognised as such by the market as offering a first class service to its clients.

MBC is growing strongly with underlying earnings before tax and corporate re-charges growing by approximately 100% in AUD terms from \$150,097 in 2009 to \$299,291 in 2010. It would be remiss of the Board not to thank the UK team, headed by Garry Chapman and Diana Bell, who have achieved revenue growth and improved earnings despite the issues facing the other businesses in the group.

The Board is focused on supporting the expected growth in the MBC business and has recently approved an investment in a new business management platform which includes customised software tailored to the business and clients of MBC. The investment should ensure that MBC properly services its existing client base and is well placed to offer tailored services to larger medical clients. This investment should position the business to open up new markets and grow revenue and profitability.

The projected total cost of this infrastructure is £ 0.2 million including software costs and new hardware and hosting infrastructure. This project commenced in June 2010 and, moving as quickly as we prudently can, should see all existing customers migrated to the new platform early in the calendar new year. The Board is balancing the tight timeframe and urgency of this project with our overall capital requirements.

ICSGLOBAL LIMITED ANNUAL REPORT 2010

New Opportunities for ICS Global

In addition to the profitable MBC business, the Board is seeking new Australian business opportunities that maximise value for shareholders. The Board is seeking the appropriate balance between, price and current and prospective earnings of an acquisition and its ability to restore shareholder value within acceptable boundaries of risk.

Identifying a business the Board is satisfied to recommend to shareholders takes time and effort and the Board has reviewed over 15 proposals to date. The Board is currently actively reviewing a number of proposals in the financial services, IT and natural resources sectors, and once an appropriate business opportunity has been identified and reviewed, the Board will provide full details to shareholders.


As mentioned previously, the Company had made a non-binding offer for one opportunity in the financial services industry and is awaiting vendor feedback on the offer and confirmation of the process going forward.

In line with the current financial resources, the Company continues to operate under a low cost model in order to maintain shareholder value.

Placement October 2010

On 13th of October 2010 the company announced that it had placed 23,076,923 new ordinary shares to institutional and sophisticated investors at an issue price of A\$0.013 and that, subject to shareholder approval at the Annual General Meeting, a further 3,846,154 new ordinary shares will be placed with Directors at an issue price of \$0.013.

Thank you for your on-going patience and support.



Kevin Barry
Chairman

ICSGLOBAL LIMITED ANNUAL REPORT 2010

CORPORATE GOVERNANCE STATEMENT

This statement outlines the main corporate governance practices that the company has in place, which comply with the ASX Corporate Governance Council unless otherwise stated.

Commitment to Good Corporate Governance

Corporate governance is a matter of high importance in the Company and is undertaken with due regard to all of the Company's stakeholders and its role in the community. ICSGlobal has adopted the ASX Corporate Governance Principles and Recommendations.

The key corporate governance practices are summarised below in this corporate governance statement. A full copy of ICSGlobal's Corporate Governance Policies and Procedures is available on its web site at www.icsglobal.com.au.

Board of Directors

The directors have responsibility for the overall corporate governance of ICSGlobal and for protecting the rights and interests of the shareholders. The Board is comprised of a majority of independent non executive directors.

The details of the directors required by recommendation 2.6 are set out in the Directors' Report.

Primary responsibilities of the Board include:

- The establishment of long term goals and strategic plans to achieve those goals
- The review and adoption of annual budgets for the financial performance of the company and monitoring of the results
- The approval of the annual and half yearly report
- Ensuring ICSGlobal has implemented adequate systems of internal controls together with appropriate monitoring of compliance activities

The Board meets at least on a monthly basis. All available information in connection with items to be discussed at a meeting of the board is provided to each director before the meeting. Directors can seek independent professional advice if necessary, at the Company's expense

During the year the Nomination Committee met and reviewed the performance of the Board, its committees and the individual Directors.

Risk Management

The Board is committed to the identification and quantification of risk. Directors receive regular reports on areas where significant business risk or exposure concentrations may exist and on the management of those risks. The Board committee structures form an important part of the risk management process.

Audit Committee

At the date of this report, ICSGlobal had an audit committee consisting of the following independent non-executive directors:

- Victor Shkolnik (Chairman of the Audit Committee)
- Greg Quirk

The audit committee provides a forum for the effective communication between the board and external auditors.

The audit committee reviews:

- The annual financial report prior to their approval by the board

ICSGLOBAL LIMITED ANNUAL REPORT 2010

- The effectiveness of management information systems and systems of internal control
- The appointment of external auditors
- The efficiency and effectiveness of the external audit function

Both members attended the two audit committee meetings held during the year.

The Board has received a declaration in accordance with section 295A of the Corporations Act.

Nomination Committee

At the date of this report ICSGlobal had a Nomination Committee consisting of the following directors, the majority of whom are independent non executive directors:

- Kevin Barry (Chairman of the Nomination Committee)
- Timothy Murray
- Victor Shkolnik
- James Canning
- Greg Quirk

Responsibilities of the Nomination Committee include:

- Assessment of the size, competencies and performance of the board and the individual directors.
- Determination of the appropriate remuneration levels for each director.

Remuneration Committee

At the date of this report ICSGlobal had a remuneration committee consisting of the following directors:

- Kevin Barry (Chairman of the Remuneration Committee)
- Timothy Murray
- Victor Shkolnik
- James Canning
- Greg Quirk

The remuneration committee reviews the performance of ICSGlobal's management.

The remuneration committee reviews and provides recommendations to the board, with respect to the scale and structure of the remuneration for all employees, including decisions about the ICSGlobal Employee Option Plan.

Remuneration policies are discussed in more detail in the remuneration report in the Directors' Report.

All members attended the one remuneration committee meeting held during the year.

Continuous Disclosure

The Company Secretary is the nominated ASX Communication Officer and is responsible for:

- Ensuring that the Company complies with its continuous disclosure requirements
- Overseeing and coordinating disclosure of information to the stock exchange, analysts, brokers, shareholders, the media and the public
- Ensuring that all ASX releases are posted on the Company's website

The Company's compliance with its continuous disclosure obligations is reviewed at each meeting of the board of directors.

Trading Policy

The Company's policy regarding directors and employees trading in its securities is set by the board of directors.

ICSGlobal LIMITED ANNUAL REPORT 2010

The policy restricts directors and employees from acting on material information until it has been released to the market.

External Auditor

The external auditor is required to attend all general meetings of the Company. The Chairman allows a reasonable opportunity for shareholders to ask the auditor questions relevant to the conduct of the audit and the preparation and content of the audit report.

PKF were appointed as the auditor for the Company in June 1999. Mr. Paul Bull, a partner at PKF, has been the partner responsible for ICSGlobal for the 2010 financial year.

Accounting Policies and Practices

The Company has continued its practice of consistently applying prudent and conservative accounting policies and practices in accordance with the applicable accounting standards and legislation.

ASX Corporate Governance Council: Corporate Governance Principals and Recommendations

ICSGlobal has adopted the revised second edition of the Corporate Governance Principals and Recommendations.

Principle 1 – Lay Solid Foundations For Management And Oversight

ICSGlobal complies with this recommendation

Principle 2 – Structure the Board to Add Value

ICSGlobal complies with this recommendation

Principle 3 – Promote Ethical and Responsible Decision Making

ICSGlobal complies with this recommendation

Principle 4 – Safeguard the Integrity in Financial Reporting

ICSGlobal complies with this recommendation, except for the requirement to have at least 3 non executive director members of the Audit Committee. ICSGlobal's Audit Committee is comprised of two independent non executive directors.

Principle 5 – Make Timely and Balanced Disclosure

ICSGlobal complies with this recommendation

Principle 6 – Respect the Rights of Shareholders

ICSGlobal complies with this recommendation

Principle 7 – Recognise and Manage Risk

ICSGlobal complies with this recommendation

Principle 8 – Remunerate Fairly and Responsibly

ICSGlobal complies with this recommendation.

ICSGLOBAL LIMITED ANNUAL REPORT 2010

SHAREHOLDER INFORMATION

As at Friday 8th October 2010

20 Largest Holders of Equity Quoted Securities

Holder Name		%
MR TIMOTHY MURRAY*	15,394,487	9.291
DIXSON TRUST PTY LIMITED*	15,343,018	9.259
RANDELL MANAGEMENT SERVICES*	8,853,623	5.343
GLOWGOOD PTY LTD	6,200,667	3.742
DR DIANA MARY BELL	5,237,382	3.161
MR LEWIS ALEXANDER DRAPER &	3,977,112	2.400
HSBC CUSTODY NOMINEES	2,552,501	1.540
BRINDLE HOLDINGS PTY LTD	2,448,493	1.478
MR PHILIP JOHN PRICE &	2,444,446	1.475
MR GRAHAM CANNING-URE &	2,371,778	1.431
ANDOVER NOMINEES PTY LTD	2,296,284	1.386
KING & SVENSON PTY LTD	2,266,037	1.368
TRANS PACIFIC INVESTMENTS PTY	2,013,608	1.215
MAMINDA PTY LTD	2,000,000	1.207
MR IVAN OCTAVIUS LEE	1,914,388	1.155
AUSTRALIAN FORESTRY	1,851,503	1.117
MR SOON JEUNG YUEN	1,814,123	1.095
GLOW GOOD PTY LTD	1,538,846	0.929
MR TREVOR NEIL HAY	1,500,000	0.905
DR JULIAN PARMEGIANI	1,484,276	0.896
	83,502,572	50.394
Total Ordinary Shares	165,700,917	

*Substantial Shareholders

Distribution of Shareholdings of Equity Securities*

Holdings Ranges	Holders	Total Units	%
1-1,000	101	56,806	0.034
1,001-5,000	268	821,210	0.496
5,001-10,000	167	1,361,681	0.822
10,001-100,000	413	15,542,329	9.380
100,001-99,999,999,999	197	147,918,891	89.269
Totals	1,146	165,700,917	100.000

*as show on Register, beneficial holdings may differ

As at the 8th October 2010 there were 791 holders with less than a marketable parcel of 35,714 shares

Share Placement 13th October

On 13th of October 2010 the company announced that it had placed 23,076,923 new ordinary shares to institutional and sophisticated investors at an issue price of A\$0.013 and that, subject to shareholder approval at the Annual General Meeting, a further 3,846,154 new ordinary shares will be placed with Directors at an issue price of \$0.013.

ICSGlobal LIMITED ANNUAL REPORT 2010

DIRECTORS' REPORT

Your directors present their report on ICSGlobal Limited and its Controlled Entities (collectively "the Group") for the financial year ended 30 June 2010.

DIRECTORS

The names of the directors in office at any time from the start of the 2010 financial year to the date of this report are:

- Kevin Barry (appointed: 22 July 2010)

Chairman and Non-Executive Director

Kevin has over 15 years experience in the legal and investment banking industries. He commenced his career at KPMG in 1996 and has worked as a qualified solicitor in Norton Rose in London and Blake Dawson Waldron in Sydney specializing in taxation and banking and finance. In 2001 Kevin moved into investment banking and principal finance as a Senior Vice President with Zurich Capital Markets specializing in debt capital markets and corporate advisory.

From 2006 Kevin held the position as Executive Director of the Chopin Fixed Income Fund and more recently has founded a credit strategies business at Pengana Capital Limited.

Kevin has a Bachelor of Commerce and Bachelor of Laws degree from the University of NSW and is an admitted solicitor of NSW.

- Ross M. Bunyon AM (resigned: 30 July 2010)

Former Chairman and Non-Executive Director

Ross holds a Bachelor of Commerce degree and was appointed a director in January 2007 and Chairman in June 2007. Ross is Chairman of Eraring Energy and Turner & Townsend Pty Ltd and a director of Hunter Valley Training Company Pty Ltd. Ross was previously chief executive officer of Pacific Power. Ross was Chairman of the remuneration committee, Chairman of the nomination committee and a member of the audit committee.

Timothy J. Murray (resigned: 30 April 2010 and re-appointed 4 August 2010)

Former Managing Director and Chief Executive Officer

Tim was the founder of ICSGlobal and led the Group from its inception in 1990. Tim was responsible for the overall management of ICSGlobal and for the development of its strategic direction. Tim holds a Bachelor of Civil Engineering degree and has successfully applied construction project management principles into the IT industry. Tim was a director of ICSGlobal Limited's wholly owned subsidiaries: THELMA-EU Limited (appointed 14 June 2007 and resigned 30 April 2010) and THELMA-US Inc. (appointed 23 October 2007 and resigned 30 April 2010).

- James Canning (appointed: 4 August 2010)

Non-Executive Director

James has over 20 years' experience in business management, capital raisings and corporate advisory, in the resources, eCommerce and property industries. James has spent years as Managing Director at Macarthur Minerals, Finance Director at MGA Steel Buildings and Managing Director at Global Approach. James heads Cannings Corporate Communications Brisbane office.

- Geoffrey E. Lambert (resigned: 23 July 2010)

ICSGlobal Limited Annual Report 2010

Former Non-Executive Director

Geoff was appointed a director in 1999. Geoff holds a Master of Economics degree and is a Fellow of the Australian Institute of Company Directors and a member of the Financial Services Institute of Australia. Geoff is a director of Stratatel Limited and a former Director of Reward Minerals Limited.

Gregory Quirk (appointed: 30 April 2010)

Non-Executive Director

Greg is a CPA with over 25 years experience in senior Finance, Commercial and Risk Management roles working in large companies in Australia and overseas. For ten years he held a number of roles in the Rank Group including Group Financial Controller and Risk Manager. He is a Director of a number of private companies in the Risk Management, General Insurance and Energy industries. He is a member of the Audit and Risk Committee.

- Victor Shkolnik (appointed: 29 July 2010)

Non-Executive Director

Victor has over 23 years experience in the investment banking and finance industry, specialising in credit risk management, property and mortgage financing.

He has held a variety of roles, amongst them a Director and Senior Vice President in the risk management divisions of Deutsche Bank and Bankers Trust Australia, Head of Credit with Zurich Capital Markets and Chief Credit Officer with the Challenger Group. During this time he was responsible for credit risk and involved in numerous transactions across a diverse range of asset classes and financial products. More recently, Victor was co-founder of a small mortgage financing company and is a Director in the credit strategies business of Pengana Capital Ltd.

Victor has a Bachelor of Economics Degree from Sydney University, and is a Fellow of the Financial Services Institute of Australasia and a Fellow of CPA Australia. He is the chair of the Audit & Risk committee.

PRINCIPAL ACTIVITIES

The principal activities of the Group during the financial year were medical banking and e-health services, specifically the provision of medical billing services to the United Kingdom (UK) and United States of America (US) health industries and the ownership and operation of healthcare transaction clearing house, THELMA (Transactional Health Exchange Linking Multiple Applications). During the year the Company disposed of its interests in the United States and its Thelma business in Australia.

RESULTS OF OPERATIONS

The consolidated loss for the financial year, after income tax, amounted to \$3,744,088 (2009: \$2,875,422).

REVIEW OF OPERATIONS

Following a review of operations, the Company decided to discontinue its operations in the United States and Australia but to continue operating its UK business. The Company is actively seeking new business opportunities.

ICSGlobal LIMITED ANNUAL REPORT 2010

Progress in the UK

As a result of the restructure, the sole operating business of ICSGlobal is now limited to the Medical Billing & Collection (MBC) business in the UK. MBC is the leading medical billing company in the UK and recognised as such by the market as offering a 1st Class service to its clients.

MBC is growing strongly with underlying earnings before tax and corporate re-charges growing by approximately 100% in AUD terms from \$150,097 in 2009 to \$299,291 in 2010.

ICSGlobal is focused on supporting the expected growth in the MBC business and for this reason it has recently approved the investment by MBC in a new business management platform which includes customised software tailored to the business and client needs of MBC. The investment should ensure that MBC continues to service its growing client base and is well placed to offer tailored services to larger medical clients opening up new target markets in order to grow revenue and profitability in a sustainable manner.

The infrastructure upgrade has commenced and it is expected that by June 2011 the entire MBC client base will be moved across to the new platform.

The projected total cost of this infrastructure is £0.2 million including software costs and resulting new hardware and hosting infrastructure.

DIVIDENDS PAID AND RECOMMENDED

No dividends have been paid or declared from the start of the year to the date of this report. The directors do not recommend the payment of a final dividend.

SIGNIFICANT CHANGES IN STATE OF AFFAIRS

Significant changes to the Group since 2009 include the sale of the MRS business in the US, sale of the Thelma business and the redundancy of all remaining staff in Australia.

No other significant changes in the Group's state of affairs occurred during the financial year other than as described in the Review of Operations.

MATTERS SUBSEQUENT TO THE END OF THE FINANCIAL YEAR

Between 30 June 2010 and the date of this report, the following events have occurred:

- On 4 August 2010 a General Meeting was held wherein Mr. Tim Murray and Mr. James Canning were elected to the Board and the Buy-Back of 4,785,055 fully paid ordinary shares by the Company from Donna M Murphy for the consideration of \$1 in accordance with the Buy-Back Agreement dated 8 April 2010 was approved.
- Ross Bunyon and Geoffrey Lambert resigned as directors and Kevin Barry, James Canning and Victor Shkolnik were appointed as directors subsequent to 30 June 2010.
- On 13th of October 2010 the company announced that it had placed 23,076,923 new ordinary shares to institutional and sophisticated investors at an issue price of A\$0.013 and that, subject to shareholder approval at the Annual General Meeting, a further 3,846,154 new ordinary shares will be placed with Directors at an issue price of \$0.013.

LIKELY DEVELOPMENTS AND EXPECTED RESULTS OF OPERATIONS

Further information regarding likely developments in the operations of the Group in future financial years and the expected results of those operations is likely to result in unreasonable prejudice to the Group. Accordingly, this information has not been disclosed in this report.

ENVIRONMENTAL REGULATION

The Group's operations are not regulated by any significant environmental regulation under a law of the Commonwealth or of a State or Territory.

ICSGLOBAL LIMITED ANNUAL REPORT 2010

COMPANY SECRETARY

Gregory Quirk

Company Secretary and Non-Executive Director

Gregory Quirk was appointed as Company Secretary on 29 April 2010 and as a director on 30 April 2010.

This space left intentionally blank

ICSGlobal Limited Annual Report 2010

Meeting Attendance Record of Each Director for the Financial Year

Name	Board of Directors		Audit Committee	
	Number Eligible to Attend	Number Attended	Number Eligible to Attend	Number Attended
T. Murray (resigned 30 April 2010 and re-appointed 4 August 2010)	19	19	2	2
K. Barry (appointed 22 July 2010)	-	-	-	-
R. Bunyon (resigned 30 July 2010)	24	23	2	2
J. Canning (appointed 4 August 2010)	-	-	-	-
G. Lambert (resigned 23 July 2010)	24	23	2	2
G. Quirk (appointed 30 April 2010)	6	6	-	-
V. Shkolnik (appointed 29 July 2010)	-	-	-	-

Director Share and Option Holdings as at the Date of this Report

None of these holdings is financed via a margin loan.

Name	Number of Ordinary Shares	Options over Ordinary Shares
Tim Murray	16,933,333 ²	Nil
Ross Bunyon	782,223 ¹	Nil
Geoff Lambert	1,008,858 ²	Nil
Kevin Barry	2,471,212 ¹	Nil
Greg Quirk	Nil	Nil
James Canning	Nil	Nil
Victor Shkolnik	300,000 ¹	Nil

¹ Shares held by an entity associated with the director

² Shares held by the director and entities associated with the director

ICSGLOBAL LIMITED ANNUAL REPORT 2010

REMUNERATION REPORT

The information provided in this remuneration report has been audited as required by Section 308 (3C) of the Corporations Act 2001.

The remuneration report is set out under the following main headings:

- A. Principles used to determine the nature and amount of remuneration
- B. Details of remuneration
- C. Service agreements
- D. Share based remuneration
- E. Additional information

The information provided under headings A – D includes remuneration disclosures that are required under Accounting Standard AASB 124 “Related Party Disclosures”. These disclosures have been transferred to the Directors’ Report from the financial report and have been audited.

The disclosures in Section E are additional disclosures required by the Corporations Act 2001 and Corporations Regulations 2001, which have not been audited.

A. PRINCIPLES USED TO DETERMINE THE NATURE AND AMOUNT OF REMUNERATION

Non Executive Director Remuneration

The Board’s policy is to remunerate non-executive directors at market rates for comparable companies and to reflect the time, commitment and responsibilities of the non-executive directors.

The remuneration committee reviews the remuneration of non-executive directors annually, based on market practice, duties and accountability.

The maximum aggregate remuneration for all non-executive directors of \$250,000 was approved by the shareholders at the annual general meeting held on 22 November 2002. Fees for non-executive directors are not linked to the performance of the Group, however to align non-executive directors’ interests with shareholder interests, the non-executive directors are encouraged to hold shares in ICSGlobal.

The level of non-executive director remuneration was last increased in November 2002.

The Board resolved during the year to halve the Directors’ fees pending improvement in the Company’s position.

The Chairman currently receives a fee of \$4,000 per month and the other Directors receive fees of \$2,000 each per month.

Subject to shareholder approval in the future some fees may be paid in shares rather than cash.

Managing Director Remuneration

The objective of the Board when determining the remuneration of the managing director is to reinforce the short and long term goals of the Group. Consideration is given to normal commercial rates of remuneration for similar levels of responsibility. The Board believes that the remuneration policy is appropriate and effective in its ability to attract and retain the best person to direct and manage the Group, as well as create goal congruence between directors, executives and shareholders.

The managing director’s remuneration has three components: base salary (which is based on factors such as qualifications, experience and performance), superannuation and long term incentives through options. The Board of directors’ reviews the managing director’s remuneration each year by reference to the Group’s performance, the managing director’s performance and comparable information from industry sectors and other listed companies in similar industries.

The level of managing director remuneration was last reviewed on 23 December 2008.

ICSGlobal LIMITED ANNUAL REPORT 2010

The Company does not currently employ a Managing Director.

Executives Remuneration

The objective of the Groups' Remuneration Committee when determining the remuneration of each executive is to reinforce the short and long term goals of the Group. Consideration is given to normal commercial rates of remuneration for similar levels of responsibility. The board believes that the remuneration policy is appropriate and effective in its ability to attract and retain the best executives, to run and manage the Group, as well as create goal congruence between the executives and shareholders.

All executives receive a base salary (which is based on factors such as qualifications, experience and performance), superannuation and employee options. The remuneration committee reviews executive packages at least once each year by reference to the Group's performance, executive performance and comparable information from industry sectors and other listed companies in similar industries.

Retirement Benefits

The directors and executives received a superannuation guarantee contribution as required by law. Some individuals have chosen to sacrifice part of their salary to increase their superannuation payments.

In July 2003, the directors made a decision to discontinue an existing non-executive directors' retirement benefits scheme. Accordingly, no benefits have been accrued since 30 June 2003.

An amount accrued under the scheme prior to 30 June 2003 was paid to Mr. Lambert upon his resignation.

Short Term and Long Term Incentives

The performance of the Board and employees is formally reviewed at least once per year. The performance of employees is a key factor in the determination of remuneration increases.

The main performance incentive used by the Group has been options. All Australian based employees were issued with employee options, which did not have performance criteria, but were issued at an exercise price in excess of the share price at the date of grant. These employee options vested over a three year period to encourage staff retention. These options and entitlement thereto for Australian employees lapsed after the termination of their employment.

The Group had also issued ordinary options (i.e. not employee options) to the former Managing Director, who was ineligible to participate in the ICSGlobal Employee Option Plan, as he held more than 5% of the ordinary shares of ICSGlobal Limited. The ordinary options granted to the Managing Director had an exercise price of 60 cents and vested on 22 December 2005. The options expired on 22 December 2009.

The Company's financial performance and share price movements over the last five financial years has meant that no executives have exercised any employee options and hence have not yet derived any value from the options granted to them.

The Group generally has not paid performance bonuses. In the 2009 and 2010 financial years, the Company did not pay any performance related cash payments to employees or directors. Contracts with key management personnel in the overseas business units have included incentives based on the achievement of performance milestones including cash bonuses and increases in base salary.

- On July 1 2008 the Group issued Garry Chapman, the General Manager of Medical Billing and Collection in the UK with 1,500,000 employee options. 500,000 of these employee options vest over a three year period to encourage staff retention. 1,000,000 of these employee options vest based on revenue performance milestones. In the Board's opinion, these performance milestones are aligned with the objectives of the business and are important to Group's financial results. The Group has also agreed to pay Mr. Chapman cash bonuses for achieving specified revenue based milestones.
- The Group issued Bachman P. Fulmer, the former President of Thelma-US with 2,000,000 employee options, which were linked to performance milestones. Mr. Fulmer resigned effective 9 July 2009 and these options have now lapsed.

ICSGlobal LIMITED ANNUAL REPORT 2010

B. DETAILS OF REMUNERATION

DETAILS OF REMUNERATION – GROUP

Details of the nature of the amount of each major element of remuneration of each director of the Company, each of the five named Company executives and relevant Group executives who receive the highest remuneration and other key management personnel of the Group are:

2010 – Group	Short Term Employee Benefits		Post Employment	Share Based Payments	Total
	Cash Salary \$	Director's Fees \$	Superannuation \$	Employee Options \$	
DIRECTORS					
K. Barry ¹	-	-	-	-	-
R. Bunyon	-	67,845	-	-	67,845
T. Murray	571,743 ²	-	12,051	-	583,794
J. Canning ¹	-	-	-	-	-
G. Lambert	-	14,306	14,306	-	28,612
G. Quirk	-	9,790	-	-	9,790
V. Shkolnik ¹	-	-	-	-	-
TOTAL	571,743	91,941	26,357	-	690,041
EXECUTIVES/KEY MANAGEMENT PERSONNEL					
L. Martin	250,095 ³	-	11,569	26,842	288,506 ³
T. Walther	173,648 ⁴	-	8,360	6,488	188,496 ⁴
G. Chapman	134,892	-	-	13,760	148,652
TOTAL	558,635	-	19,929	47,090	625,654
OTHER KEY MANAGEMENT PERSONNEL					
D. Murphy (started 1 January 2009)	86,590	-	-	4,293	90,883
TOTAL	86,590	-	-	4,293	90,883

¹ Appointed subsequent to 30 June 2010.

² Includes unused annual leave, long service leave and redundancy payments of \$258,241.

³ Includes unused annual leave in the amount of \$37,663.

⁴ Includes payment in lieu of long service leave and unused annual leave in the amount of \$80,758.

- Tim Murray was employed by ICSGlobal Limited and held the positions of Chief Executive Officer and Managing Director of the Group and director of THELMA-EU Limited & THELMA-US Inc. until his resignation.
- Lindsay Martin was employed by ICSGlobal Limited and held the positions of Chief Financial Officer and joint Company Secretary of the Group and director of THELMA-EU Limited & THELMA-US Inc. until his resignation.
- Garry Chapman is employed by Thelma-EU Limited and holds the position of General Manager of Medical Billing & Collection.
- Tom Walther was employed by ICSGlobal Limited and held the position of joint Company Secretary and Accountant. Tom left the company on 30 April 2010.
- Donna Murphy, the Executive Vice President of Medical Recovery Services, was a member of key management personnel from her employment on 1 January 2009 and resigned on 4 January 2010.
- There were no other key management personnel.

ICSGlobal Limited Annual Report 2010

2009 – Group	Short Term Employee Benefits		Post Employment	Share Based Payments	Total
	Cash Salary \$	Director's Fees \$	Super-annuation \$	Employee Options \$	
DIRECTORS					
R. Bunyon	-	98,160	-	-	98,160
T. Murray	395,892 ¹	-	13,745	-	409,637
G. Lambert	-	12,263	36,787	-	49,050
	-----	-----	-----	-----	-----
TOTAL	395,892	110,423	50,532	-	556,847
	=====	=====	=====	=====	=====
EXECUTIVES/KEY MANAGEMENT PERSONNEL					
L. Martin	256,256	-	13,745	54,962	324,963
D. Rigby	153,757	-	13,745	32,355	199,857
G. Chapman	162,384	-	-	13,760	176,144
B. Fulmer (finished 9 July 2009)	181,991	-	-	(19,933)	162,058
	-----	-----	-----	-----	-----
TOTAL	754,388	-	27,490	81,144	863,022
	=====	=====	=====	=====	=====
OTHER KEY MANAGEMENT PERSONNEL					
D. Murphy	87,793	-	-	-	87,793
	-----	-----	-----	-----	-----
	87,793	-	-	-	87,793
	=====	=====	=====	=====	=====

¹ In July 2008, Mr. Murray was paid out \$17,135 of accrued annual leave.

ICSGlobal LIMITED ANNUAL REPORT 2010

C. SERVICE AGREEMENTS

Employment conditions are formalised in contracts of employment.

- Mr. Barry's contract has no fixed term and is not subject to a notice period.
- Mr. Bunyon resigned on 30 July 2010. Mr. Bunyon's contract had no fixed term and was not subject to a notice period.
- Mr. Lambert resigned on 23 July 2010. Mr. Lambert's contract had no fixed term and was not subject to a notice period.
- Mr. Canning's contract has no fixed term and is not subject to a notice period.
- Mr. Quirk's contract has no fixed term and is not subject to a notice period.
- Mr. Shkolnik's contract has no fixed term and is not subject to a notice period.
- Mr. Murray's term of employment as Managing Director was terminated on 30 April 2010. Since returning to the Board on 4 August 2010, Mr. Murray's contract has no fixed term and is not subject to a notice period.
- Mr. Martin resigned on 19 April 2010. Mr. Martin's term of employment was ongoing until termination by either party. The contract provided for termination at any time by Mr. Martin giving the Company one months notice or by the Company giving Mr. Martin one months notice or payment of cash in lieu of notice. The contract provided for 4 weeks of annual leave per year. Mr. Martin's remuneration was last reviewed on 23 December 2008 at which time his annual base salary and superannuation contribution was increased to \$280,000.
- Mr. Walther was made redundant on 30 April 2010. Mr. Walther's term of employment was ongoing until terminated by either party. The contract provided for termination at any time by Mr. Walther giving the Company one months notice or by the Company giving Mr. Walther one months notice or payment of cash in lieu of notice. The contract provided for 4 weeks of annual leave per year. Mr. Walther's remuneration was last reviewed on 23 December 2008, at which time his annual base salary and superannuation contribution was increased to \$137,000.
- Mr. Chapman's term of employment is ongoing until terminated by either party. The contract may be terminated at any time by Mr. Chapman giving the Company three months notice or by the Company giving Mr. Chapman three months notice or payment of cash in lieu of notice. The contract provides for five weeks of annual leave per year.

Salary reviews are carried out annually or sooner if circumstances dictate. In addition to his base salary of £75,000, Mr. Chapman is entitled to be paid bonuses upon achieving the following performance milestones:

- average monthly revenue £55,000: £5,000 bonus per annum
- average monthly revenue £70,000: £15,000 bonus per annum
- average monthly revenue £85,000: £25,000 bonus per annum
- average monthly revenue £100,000: £35,000 bonus per annum
- average monthly revenue £125,000: £45,000 bonus per annum
- average monthly revenue £175,000: £55,000 bonus per annum
- average monthly revenue £250,000: £75,000 bonus per annum

D. SHARE BASED REMUNERATION

The object of the ICSGlobal Employee Option Plan is to provide employees of ICSGlobal with the opportunity to acquire an ownership interest in ICSGlobal by way of options to acquire unissued ordinary shares in ICSGlobal.

ICSGlobal LIMITED ANNUAL REPORT 2010

The ICSGlobal Employee Option Plan is administered by the board of directors in accordance with the rules of the ICSGlobal Employee Option Plan.

The rules of the ICSGlobal Employee Option Plan are described in detail in note 22 to the financial statements.

EMPLOYEE OPTIONS FOR THE GROUP

The terms and conditions of each grant of employee options affecting executive remuneration in the previous, this or future reporting periods is as follows:

Grant date	Expiry Date	Exercise Price	Value Per Option At Grant Date	Number of Options	Vesting Date
23 December 2004	22 December 2009	\$0.50	\$0.3195	200,000	33% 23 Dec 2005, 33% 23 Dec 2006, 33% 23 Dec 2007
20 December 2005	19 December 2010	\$0.50	\$0.1880	400,000	33% 20 Dec 2006, 33% 20 Dec 2007, 33% 20 Dec 2008
21 December 2007	20 December 2012	\$0.32	\$0.1068	2,225,000	33% 21 Dec 2008, 33% 21 Dec 2009, 33% 21 Dec 2010
19 February 2008	18 February 2013	\$0.38	\$0.1187	250,000	33% 18 Feb 2009, 33% 18 Feb 2010, 33% 18 Feb 2011
3 March 2008	2 March 2013	\$0.30	\$0.0955	1,000,000	Business milestones
3 March 2008	2 March 2013	\$0.30	\$0.0955	1,000,000	33% 3 Mar 2009, 33% 3 Mar 2010, 33% 3 Mar 2011
1 July 2008	30 June 2013	\$0.35	\$0.0826	500,000	33% 1 July 2009, 33% 1 July 2010, 33% 1 July 2011
1 July 2008	30 June 2013	\$0.35	\$0.0826	1,000,000	Revenue milestones
23 December 2008	22 December 2013	\$0.20	\$0.0637	750,000	33% 22 Dec 2009, 33% 22 Dec 2010, 33% 22 Dec 2011
31 December 2008	30 December 2013	\$0.24	\$0.0851	302,634	31 December 2008

No options have been granted to executives between the end of the 2010 financial year and the date of this report.

On 18 January 2005, the directors approved an allocation to Mr. Murray of 1,000,000 options.

These are ordinary options, not employee options under the ICSGlobal Employee Option Plan, and are therefore not included in the schedule above. The options granted to Mr. Murray have an exercise price of 60 cents. The options vested on 22 December 2005 and expired on 22 December 2009. The grant of these options was

ICSGLOBAL LIMITED ANNUAL REPORT 2010

approved by shareholders at the Company's Annual General Meeting held on 17 November 2005. Using the Black Scholes valuation methodology, these options had a valuation of \$218,562 and have since expired.

Options Granted to Directors and Key Management Personnel

Details of employee options over ordinary shares in the Company provided as remuneration of each director and key management personnel are as follows:

1. No options were granted or vested to the directors in either the 2009 or 2010 financial year
2. The following employee options were granted to key management personnel in the 2009 and 2010 financial years:

GROUP	Number of Options Granted During the Year		Number of Options Vested During the Year	
	2010	2009	2010	2009
KEY MANAGEMENT PERSONNEL				
T. Murray	-	-	-	-
L. Martin	-	600,000	-	526,393
T. Walther	-	150,000	-	129,406
G. Chapman	-	1,500,000	-	166,667
D. Murphy ¹	-	302,634	-	302,634
	-----	-----	-----	-----
TOTAL	-	2,552,634	-	1,125,100
	=====	=====	=====	=====

¹ These options were granted as part of the purchase of Medical Recovery Services Inc.

Options Granted to G. Chapman on 1 July 2008

The 500,000 employee options granted in the 2009 financial year to G. Chapman have an exercise price of \$0.35. The options expire on 30 June 2013 or upon the executive leaving the Group, whichever is earlier. The options vest and are exercisable as follows:

- On 23 December 2009, one third of the options granted
- On 23 December 2010, a further one third of the options granted
- On 23 December 2011, the remaining one third of the options granted.

The remuneration value of the employee options granted was determined using the Black Scholes methodology using a risk free interest rate of 7.25%, nil expected dividends, vesting assumptions outlined above and in the notes to the financial statements and a volatility factor of 67.2%. The remuneration value of the options granted was \$41,280.

Performance Options Granted to G. Chapman on 1 July 2008

The 1,000,000 employee options granted in the 2009 financial year to G. Chapman have an exercise price of \$0.35. The options expire on 30 June 2013 or upon the executive leaving the Group, whichever is earlier. The options vest and are exercisable as follows:

- The first quarter where Thelma-EU revenue exceeds £250,000: 500,000 will vest and be exercisable at 1/3 per annum.

ICSGLOBAL LIMITED ANNUAL REPORT 2010

- The first quarter where Thelma-EU revenue exceeds £1,000,000: 500,000 will vest and be exercisable at 1/3 per annum.

The remuneration value of the employee options granted was determined using the Black Scholes methodology using a risk free interest rate of 7.25%, nil expected dividends, vesting assumptions outlined above and in the notes to the financial statements and a volatility factor of 67.2%. The remuneration value of the options granted was \$82,561.

Options Granted to L. Martin, T. Walther, on 23 December 2008

The 750,000 employee options granted in the 2009 financial year to L. Martin (600,000 options) and T. Walther (150,000 options), had an exercise price of \$0.20. The options were to expire on 22 December 2013 or upon the executive leaving the Group, whichever is earlier. The options vest and are exercisable as follows:

- On 23 December 2009, one third of the options granted
- On 23 December 2010, a further one third of the options granted
- On 23 December 2011, the remaining one third of the options granted.

The remuneration value of the employee options granted was determined using the Black Scholes methodology using a risk free interest rate of 4.25%, nil expected dividends, vesting assumptions outlined above and in the notes to the financial statements and a volatility factor of 59.2%. The remuneration value of the options granted was \$73,296.

For these options to vest the employee was obliged to give notice of their desire for the options to vest within 30 days of leaving the Group. As no such notice was provided by these former employees, the options have lapsed.

Options Granted to D. Murphy on 31 December 2008

The 302,634 employee options granted as part of the purchase of the Medical Recovery Services Inc business had an exercise price of \$0.24. The options expire on 30 December 2013 or upon the executive leaving the Group, whichever is earlier. The options vested on the date of grant.

The value of the employee options granted was determined using the Black Scholes methodology using a risk free interest rate of 4.25%, nil expected dividends, vesting assumptions outlined above and in the notes to the financial statements and a volatility factor of 59.2%. The value of the options granted was \$25,757. These options lapsed as part of the settlement of the sale of MRS.

Shares Provided On Exercise of Employee Options

No directors or key management personnel exercised options during the 2009 or 2010 financial years.

There were no loans to directors or key management personnel during the financial year.

ICSGLOBAL LIMITED ANNUAL REPORT 2010

E. ADDITIONAL INFORMATION

Employee Options of Directors and Key Management Personnel

The following table shows the proportion of remuneration consisting of employee options and provides additional details about employee options that were granted, exercised or lapsed during the 2010 financial year:

GROUP 2010	A	B	C	D	E
	Proportion of Remuneration Consisting of Employee Options	Options Granted in 2010: Value at Grant Date	Options Exercised in 2010: Value at Exercise Date	Options that Lapsed in 2010: Value at Lapse Date	Total of Columns B to D
	%	\$	\$	\$	\$
DIRECTORS					
K. Barry	0.0 %	-	-	-	-
R. Bunyon	0.0 %	-	-	-	-
T. Murray	0.0 %	-	-	(218,562)	(218,562)
J. Canning	0.0 %	-	-	-	-
G. Lambert	0.0 %	-	-	-	-
G. Quirk	0.0 %	-	-	-	-
V. Shkolnik	0.0 %	-	-	-	-
EXECUTIVES/KEY MANAGEMENT PERSONNEL					
L. Martin	9.3 %	-	-	(196,594)	(196,594)
T. Walther	3.4 %	-	-	(82,110)	(82,110)
G. Chapman	9.3 %	-	-	-	-
D. Murphy	4.7 %	-	-	(30,050)	(30,050)
A = The percentage of the value of remuneration consisting of options, based on the value of options expensed during the current year.					
B = The value at grant date calculated in accordance with AASB 2 Share-based Payment of options granted during the year as part of remuneration.					
C = The value at exercise date of options that were granted as part of remuneration and were exercised during the year.					
D = The value at lapse date of options that were granted as part of remuneration and that lapsed during the year.					

ICSGlobal LIMITED ANNUAL REPORT 2010

The following table shows the proportion of remuneration consisting of employee options and provides additional details about employee options that were granted, exercised or lapsed during the 2009 financial year:

GROUP 2009	A	B	C	D	E
	Proportion of Remuneration Consisting of Employee Options	Options Granted in 2009: Value at Grant Date	Options Exercised in 2009: Value at Exercise Date	Options that Lapsed in 2009: Value at Lapse Date	Total of Columns B to D
	%	\$	\$	\$	\$
DIRECTORS					
R. Bunyon	0.0 %	-	-	-	-
T. Murray	0.0 %	-	-	-	-
G. Lambert	0.0 %	-	-	-	-
EXECUTIVES/KEY MANAGEMENT PERSONNEL					
L. Martin	16.9%	38,242	-	-	38,242
D. Rigby	16.2%	9,560	-	-	9,560
G. Chapman	7.8%	123,841	-	-	123,841
B. Fulmer	(12.3%)	-	-	-	-
D. Murphy	-	25,757	-	-	25,757
A = The percentage of the value of remuneration consisting of options, based on the value of options expensed during the current year.					
B = The value at grant date calculated in accordance with AASB 2 Share-based Payment of options granted during the year as part of remuneration.					
C = The value at exercise date of options that were granted as part of remuneration and were exercised during the year.					
D = The value at lapse date of options that were granted as part of remuneration and that lapsed during the year.					

Shares Under Option

Unissued ordinary shares of ICSGlobal Limited under option (employee options and normal options) at the date of this report are as follows:

Date Options Granted	Expiry Date	Issue Price of Shares	Number Under Option
1 July 2008	30 June 2013	\$0.35	1,500,000
Total			1,500,000

No option holder has any right under the options to participate in any other share issue of the Company or any other entity.

Shares Issued as a Result of the Exercise of Options

No ordinary shares of ICSGlobal Limited were issued during the year ended 30 June 2010 (2009: Nil) as a result of the exercise of options granted under the ICSGlobal Employee Option Plan.

ICSGLOBAL LIMITED ANNUAL REPORT 2010

AUDITOR INDEPENDENCE

It is the Group's policy to employ PKF for assignments additional to their annual audit duties, when PKF's expertise and experience with the Group are important. These assignments are principally tax assignments (refer to table below).

The directors are satisfied that the provision of non-audit services as set out below, did not compromise the auditors independence requirements of the Corporations Act 2001 for the following reasons:

- All non audit services have been reviewed by the audit committee to ensure they do not impact on the impartiality and objectivity of the auditor; and
- None of the services undermine the general principals relating to auditor independence as set out in Professional Standard F1 including reviewing or auditing the auditors own work, acting in a management or decision making capacity for the Group, acting as advocate for the Group, or jointly sharing economic risks or rewards.

During the year the following fees were paid or payable for services provided by the auditor for audit and non-audit services.

	Consolidated	
	2010	2009
	\$	\$
AUDIT SERVICES		
Audit and review of financial reports and other audit work under the Corporations Act 2001	60,082	50,865
	-----	-----
Total Remuneration for audit services	60,082	50,865
	=====	=====
TAXATION SERVICES		
Tax returns – assistance	7,770	8,420
Tax advice	-	-
Export market development grant – assistance	2,000	4,277
R & D tax concession offset claim – assistance	25,000	25,000
	-----	-----
Total Remuneration for non-audit services	34,770	37,697
	=====	=====

Declaration of Independence from the Auditor

A copy of the auditor's independence declaration as required under section 307C of the Corporations Act 2001 is set out on page 27.


INDEMNIFYING OFFICERS AND AUDITORS

During the 2010 financial year, the Group paid a premium in respect of a contract insuring the directors of the Group, the Company secretaries and all executive officers of the Group and of any controlled entities against a liability incurred as such a director, secretary or executive officer to the extent permitted by the Corporations Act 2001. The contract of insurance prohibits disclosure of the nature of the liability and the amount of the premium. The Group has not otherwise, during or since the financial year, indemnified or agreed to indemnify an officer or auditor of the Group or of any controlled entity against a liability incurred as such an officer or auditor.

ICSGLOBAL LIMITED ANNUAL REPORT 2010

PROCEEDINGS ON BEHALF OF COMPANY

No proceeding have been brought or intervened in on behalf of the Company with leave of the Court under Section 237 of the Corporations Act 2001. The Group was not a party to any such proceedings during the year. Signed in accordance with a resolution of the board of directors:



.....
Kevin Barry
Chairman

.....
Greg Quirk
Director

Sydney

Dated this 31st day of August 2010



Chartered Accountants
& Business Advisers

Auditor's Independence Declaration
Under Section 307C of the *Corporations Act 2001*

To the Directors of ICSGlobal Limited:

As lead auditor for the audit of ICSGlobal Limited for the year ended 30 June 2010, I declare that, to the best of my knowledge and belief, there have been:

- (i) no contraventions of the auditor independence requirements of the *Corporations Act 2001* in relation to the audit; and
- (ii) no contraventions of any applicable code of professional conduct in relation to the audit.

This declaration is in respect of ICSGlobal Limited and the entities it controlled during the year.

A stylized, handwritten-style logo for PKF, with the letters 'PKF' in a cursive font, positioned above the printed text 'PKF'.

A handwritten signature in black ink, appearing to read 'Paul Bull', positioned above the printed text 'Paul Bull Partner'.

Sydney
31 August 2010

Tel: 61 2 9251 4100 | Fax: 61 2 9240 9821 | www.pkf.com.au
PKF | ABN 83 236 985 726
Level 10, 1 Margaret Street | Sydney | New South Wales 2000 | Australia
DX 10173 | Sydney Stock Exchange | New South Wales

The PKF East Coast Practice is a member of the PKF International Limited network of legally independent member firms. The PKF East Coast Practice is also a member of the PKF Australia Limited national network of legally independent firms each trading as PKF. PKF East Coast Practice has offices in NSW, Victoria and Brisbane. PKF East Coast Practice does not accept responsibility or liability for the actions or inactions on the part of any other individual member firm or firms.

Liability limited by a scheme approved under Professional Standards Legislation.

ICSGLOBAL LIMITED ANNUAL REPORT 2010

FINANCIAL STATEMENTS FOR THE YEAR ENDED 30 JUNE 2010

	Page
Statement of Comprehensive Income	29
Statement of Financial Position	30
Statement of Changes In Equity	31
Statement of Cash Flows	32
Notes to and Forming Part of the Financial Statements	33-65

ICSGlobal LIMITED ANNUAL REPORT 2010

CONSOLIDATED STATEMENT OF COMPREHENSIVE INCOME FOR YEAR ENDED 30 JUNE 2010

		NOTES	2010	2009
			\$	\$
Continuing operations				
Revenue	3		1,247,698	1,346,076
Employee benefits expense			(384,403)	(2,991,473)
External contractor expenses			(167,104)	(85,483)
Occupancy expenses			(257,660)	(232,896)
Computer expenses			(29,642)	(321,470)
Communication expenses			(43,550)	(58,616)
Travel expense			(27,962)	(105,377)
Legal fees			(11,895)	(747)
Marketing expense			(8,078)	(28,166)
Depreciation expense			(29,939)	(34,533)
Postage and stationery			(39,720)	(93,253)
Other expenses			(238,653)	(209,977)
Profit (Loss) before income tax			<u>9,091</u>	<u>(2,815,915)</u>
Income tax benefit	5		<u>324,691</u>	<u>343,970</u>
Profit (Loss) for the year after income tax			<u>333,782</u>	<u>(2,471,945)</u>
Discontinued operations				
Loss from discontinued operations	6		(3,859,617)	(479,806)
Other comprehensive income for the year, net of tax				
Adjustments from translation of foreign controlled entities			(218,254)	76,329
Total comprehensive income (loss) for the year			<u>(3,744,088)</u>	<u>(2,875,422)</u>
Loss attributable to:				
Equity holders of ICSGlobal Limited			<u>(3,744,088)</u>	<u>(2,875,422)</u>
Earnings per share				
From continuing and discontinued operations				
Basic earnings per share (cents)	9		(2.1)	(1.8)
Diluted earnings per share (cents)	9		(2.1)	(1.8)
From continuing operations				
Basic earnings per share (cents)	9		0	(1.7)
Diluted earnings per share (cents)	9		0	(1.7)
From discontinued operations				
Basic earnings per share (cents)	9		(2.1)	(0.3)
Diluted earnings per share (cents)	9		(2.1)	(0.3)

The above Consolidated Statement of Comprehensive Income should be read in conjunction with the attached notes.

ICSGLOBAL LIMITED ANNUAL REPORT 2010

CONSOLIDATED STATEMENT OF FINANCIAL POSITION AS AT 30 JUNE 2010

	NOTES	CONSOLIDATED	
		2010	2009
		\$	\$
ASSETS			
CURRENT ASSETS			
Cash and cash equivalents	10	393,208	471,039
Trade and other receivables	11	224,547	464,443
TOTAL CURRENT ASSETS		617,755	935,482
NON-CURRENT ASSETS			
Held-to-maturity investments	12	22,454	301,374
Property, plant and equipment	14	72,602	221,386
Deferred tax assets	5	45,391	61,806
Intangible assets	15	2,214,282	5,223,009
TOTAL NON-CURRENT ASSETS		2,354,729	5,807,575
TOTAL ASSETS		2,972,484	6,743,057
LIABILITIES			
CURRENT LIABILITIES			
Trade and other payables	16	219,528	738,222
Note payable	17	-	173,240
Provisions	18	9,132	209,840
TOTAL CURRENT LIABILITIES		228,660	1,121,302
NON-CURRENT LIABILITIES			
Note payable	17	-	516,673
Provisions	18	27,931	599,619
TOTAL NON-CURRENT LIABILITIES		27,931	1,116,292
TOTAL LIABILITIES		256,591	2,237,594
NET ASSETS		2,715,893	4,505,463
EQUITY			
Contributed equity	26	34,458,476	32,595,838
Accumulated losses	26	(32,403,154)	(28,877,320)
Foreign currency translation reserve	26	(142,528)	75,726
Share-based payments reserve	26	803,099	711,219
TOTAL EQUITY		2,715,893	4,505,463

The above Consolidated Statement of Financial Position should be read in conjunction with the attached notes.

ICSGLOBAL LIMITED ANNUAL REPORT 2010

ICSGLOBAL LIMITED
CONSOLIDATED STATEMENT OF CHANGES IN EQUITY FOR THE YEAR ENDED 30 JUNE 2010

	CONSOLIDATED GROUP				
	Contributed Equity	Accumulated Losses	Foreign Currency Translation Reserve	Share Based Payments Reserve	Total Equity
	\$	\$	\$	\$	\$
Balance at 1 July 2008	31,197,907	(25,925,569)	(603)	594,073	5,865,808
Total Comprehensive Income/Loss	-	(2,951,751)	76,329	-	(2,875,422)
4,785,055 Shares issued on 31 December 2008 @ \$0.175 each for acquisition of MRS	837,385	-	-	-	837,385
4,461,197 Small Scale Offering Shares issued on 21 January 2009 @ \$0.13 each	579,956	-	-	-	579,956
Share issue costs	(19,410)	-	-	-	(19,410)
Cost of share based payments	-	-	-	117,146	117,146
Balance at 30 June 2009	32,595,838	(28,877,320)	75,726	711,219	4,505,463
Balance at 1 July 2009	32,595,838	(28,877,320)	75,726	711,219	4,505,463
Total Comprehensive Income/Loss	-	(3,525,834)	(218,254)	-	(3,744,088)
20,500,000 Rights issued on 24 August 2009 @ \$.010 each	2,050,000	-	-	-	2,050,000
Share issue costs	(187,362)	-	-	-	(187,362)
Cost of share based payments	-	-	-	91,880	91,880
Balance at 30 June 2010	34,458,476	(32,403,154)	(142,528)	803,099	2,715,893

The above Consolidated Statement of Changes In Equity should be read in conjunction with the attached notes.

ICSGlobal Limited Annual Report 2010

CONSOLIDATED STATEMENT OF CASH FLOWS FOR THE YEAR ENDED 30 JUNE 2010

	NOTES	CONSOLIDATED	
		2010	2009
		\$	\$
CASH FLOWS FROM OPERATING ACTIVITIES			
Receipts from customers inclusive of GST		4,502,465	3,736,713
Payments to suppliers and employees inclusive of GST		(7,113,568)	(6,728,896)
Proceeds from litigation settlement		460,000	-
Interest received		33,136	121,092
Export market development grant received		-	38,747
R & D income tax received		343,620	323,402
Net cash provided by (used in) operating activities	20	(1,774,347)	(2,508,942)
CASH FLOWS FROM INVESTING ACTIVITIES			
Proceeds from sale of investments		35,450	-
Purchase of property, plant and equipment		(24,648)	(92,708)
Purchase of business, net of cash acquired		-	(963,280)
Net cash provided by (used in) investing activities		10,802	(1,055,988)
CASH FLOWS FROM FINANCING ACTIVITIES			
Proceeds from issue of shares		2,050,000	579,956
Share issue costs		(187,362)	(19,410)
Repayment of borrowings		(146,417)	(49,586)
Finance costs paid		(30,508)	(42,007)
Net cash provided by (used in) financing activities		1,685,713	468,953
Net increase / (decrease) in cash and cash equivalents		(77,831)	(3,095,977)
Cash and cash equivalents at the beginning of financial year		471,039	3,567,016
Cash and cash equivalents at the end of financial year	10	393,208	471,039

The above Consolidated Statement of Cash Flows should be read in conjunction with the attached notes.

Note 1: Summary of Significant Accounting Policies

Financial Reporting Framework

This financial report covers ICSGlobal Limited as an individual entity and its subsidiaries (collectively "The Group"). The financial report is presented in the Australian currency.

ICSGlobal Limited is a listed public company limited by shares, incorporated and domiciled in Australia.

A description of the nature of the Group's operations and its principal activities is included in the review of operations in the Directors' Report, both of which are not part of this financial report.

The financial report was authorised for issue by the directors on 31 August 2010. The Company has the power to amend and reissue the financial report.

Through the use of the internet, the Group has ensured that all corporate reporting is timely, complete and available globally at minimum cost to the Group. All press releases, financial reports and other information are also available on the website at www.icsglobal.net

The principal accounting policies adopted in the preparation of the financial report are set out below. These policies have been consistently applied to all the years presented unless otherwise stated.

Basis of Preparation

The financial report is a general purpose financial report prepared in accordance with Australian Accounting Standards, Australian Accounting Interpretations, other authoritative pronouncements of the Australian Accounting Standards Board and the *Corporations Act 2001*.

Australian Accounting Standards set out accounting policies that the AASB has concluded would result in a financial report containing relevant and reliable information about transactions, events and conditions. Compliance with Australian Accounting Standards ensures that the financial statements and notes also comply with International Financial Reporting Standards. Material accounting policies adopted in the preparation of this financial report are presented below and have been consistently applied unless otherwise stated.

The financial report has been prepared on an accruals basis and is based on historical costs, modified, where applicable, by the measurement at fair value of selected non-current assets, financial assets and financial liabilities.

Going Concern Basis and Historical Cost Convention

This financial report has been prepared on a going concern basis under the historical cost convention. Funding for the development of the Group's business has historically been by way of private share placements with major shareholders, rights issues and operating cash flows.

Principles of Consolidation

The consolidated financial statements incorporate the assets, liabilities and results of entities controlled by ICSGlobal Limited ("company" or "parent entity") at the end of the reporting period. A controlled entity is any entity over which ICSGlobal Limited has the power to govern the financial and operating policies so as to obtain benefits from the entity's activities. Control will generally exist when the parent owns, directly or indirectly through subsidiaries, more than half of the voting power of an entity. In assessing the power to govern, the existence and effect of holdings of actual and potential voting rights and also considered.

When controlled entities have entered or left the Group during the year, the financial performances of those entities are included only for the period of the year that they were controlled. A list of controlled entities is contained in Note 13 of the financial report.

In preparing the consolidated financial report, all inter-group balances and transactions between entities in the consolidated group have been eliminated on consolidation. Accounting policies of subsidiaries have been changed where necessary to ensure consistency with those adopted by the parent entity.

ICSGlobal Limited Annual Report 2010

Acquisition of Assets

The purchase method of accounting is used to account for all acquisitions of assets (including business combinations), regardless of whether equity instruments or other assets are acquired. Cost is measured as the fair value of the assets given, equity instruments issued or liabilities incurred or assumed at the date of exchange plus costs directly attributable to the acquisition. Where equity instruments are issued in an acquisition, the fair value of the instruments is their published market price as at the date of exchange unless, in rare circumstances, it can be demonstrated that the published price at the date of exchange is an unreliable indicator of fair value and that other evidence and valuation methods provide a more reliable measure of fair value. Transaction costs arising on the issue of equity instruments are recognised directly in equity.

Identifiable assets acquired and liabilities and contingent liabilities assumed in a business combination are measured initially at their fair values at the acquisition date, irrespective of the extent of any minority interest. The excess of the cost of acquisition over the fair value of the consolidated entity's share of the identifiable net assets acquired is recorded as goodwill. If the cost of acquisition is less than the consolidated entity's share of the fair value of the identifiable net assets of the subsidiary acquired, the difference is recognised directly in the statement of comprehensive income, but only after a reassessment of the identification and measurement of the net assets acquired.

Where settlement of any part of cash consideration is deferred, the amounts payable in the future are discounted to their present value as at the date of exchange. The discount rate used is the entity's incremental borrowing rate, being the rate at which a similar borrowing could be obtained from an independent financier under comparable terms and conditions.

Impairment of Assets

Goodwill and intangible assets that have an indefinite useful life are not subject to amortisation and are tested annually for impairment or more frequently if events or changes in circumstances indicate that they might be impaired. Other assets are reviewed for impairment whenever events or changes in circumstances indicate that the carrying amount may not be recoverable. An impairment loss is recognised for the amount by which the asset's carrying amount exceeds its recoverable amount. The recoverable amount is the higher of an asset's fair value less costs to sell and value in use. For the purpose of assessing impairment, assets are grouped at the lowest levels for which there are separately identifiable cash inflows which are largely independent of the cash inflows from other assets or groups of assets (cash-generating units). Non-financial assets other than goodwill that suffered impairment are reviewed for possible reversal of the impairment at each reporting date.

Intangible Assets - Goodwill

Goodwill represents the excess of the cost of an acquisition over the fair value of the Group's share of the net identifiable assets of the acquired business at the date of acquisition. Goodwill on acquisitions of businesses is included in intangible assets. Goodwill is not amortised. Instead, goodwill is tested for impairment annually, or more frequently if events or changes in circumstances indicate that it might be impaired, and is carried at cost less accumulated impairment losses. Gains and losses on the disposal of an entity include the carrying amount of goodwill relating to the entity sold.

Goodwill is allocated to cash-generating units for the purpose of impairment testing. Each of those cash-generating units represents the consolidated entity's investment in each country of operation by each primary reporting segment.

Foreign Currency Translation

Functional and Presentation Currency

Items included in the financial statements of each of the controlled entities are measured using the currency of the primary economic environment in which the entity operates ('the functional currency'). The consolidated financial statements are presented in Australian dollars, which is ICSGlobal Limited's functional and presentation currency.

ICSGLOBAL LIMITED ANNUAL REPORT 2010

Transactions and Balances

Foreign currency transactions are translated into functional currency using the exchange rates prevailing at the dates of the transactions. Foreign exchange gains and losses resulting from the settlement of such transactions and from the translation at period end exchange rates of monetary assets and liabilities denominated in foreign currencies are recognised in profit or loss.

Translation differences on non-monetary financial assets and liabilities are reported as part of the fair value gain or loss.

Controlled Entities

The results and financial position of all the controlled entities (none of which has the currency of a hyperinflationary economy) that have a functional currency different from the presentation currency are translated into the presentation currency as follows:

- Assets and liabilities for each statement of financial position item are translated at the closing rate at the date of the statement of financial position;
- Income and expenses are translated at average exchange rates (unless that is not a reasonable approximation of the cumulative effect of the rates prevailing on the transaction dates, in which case income and expenses are translated at the dates of the transactions); and
- All resulting exchange differences are recognised as a separate component of equity.

Revenue Recognition

Revenue is measured at the fair value of the consideration received or receivable. Revenue is recognised for the major business activities as follows:

Thelma Subscription Revenue

Thelma users are charged either an annual or monthly subscription fee. This fee is non refundable. Subscription fees are billed in accordance with the terms and conditions of the Thelma User Agreement signed by each customer. Thelma subscription fees are recognised as revenue when billed.

Thelma Transaction Revenue

Thelma transaction revenue is generated by customers using the Thelma service. Transaction fees are recognised as revenue in the month that the transaction occurs.

Thelma Implementation and Health Consulting Services

This work is generally performed on a time and materials basis and is therefore recognised as revenue in the month that the work is performed.

Where work is performed on a fixed price basis and the outcome of the contract to provide services can be estimated reliably, revenue is recognised when the contracted obligations of the company have been performed or by reference to the percentage of the services performed, whichever is appropriate to the particular type of contract.

MRS and MBC Billing Service Revenue

Revenue is charged based on a percentage of the fees collected from patients, health insurance funds and other payers on behalf of doctors. Revenue is recognised by the Group in the month that the doctors' fees are collected and the commission becomes payable.

Interest Revenue

Interest revenue is recognised on a time proportionate basis that takes into account the effective yield on the financial asset.

ICSGLOBAL LIMITED ANNUAL REPORT 2010

Export Market Development Grant

Export Market Development Grants are recognised in the year that the grant is received.

Goods and Services Tax

Revenues, expenses and assets are recognised net of the amount of goods and services tax (GST), except where the amount of GST incurred is not recoverable from the Australian Tax Office. In these circumstances the GST is recognised as part of the cost of acquisition of an asset or as part of an item of the expense. Receivables and payables in the statement of financial position are shown inclusive of GST.

Share Based Payments

The Group grants employee options to its employees as part of their remuneration packages. The ICSGlobal Employee Option Plan has been approved by shareholders. The Group values employee options at the date of grant using the Black Scholes methodology. This value is expensed in the statement of comprehensive income over the period that the options vest or are expected to vest based on the terms and conditions attached to the instruments as well as management's assumptions about probabilities of payments and compliance with, and attainment of the terms and conditions.

Income Tax

Deferred income tax is provided on all temporary differences at the reporting date between the tax bases of assets and liabilities and their carrying amounts for financial reporting purposes.

Deferred income tax liabilities are recognised for all taxable temporary differences:

- Except where the deferred income tax liability arises from the initial recognition of an asset or liability in a transaction that is not a business combination and, at the time of the transaction, affects neither the accounting profit nor taxable profit or loss; and
- In respect of taxable temporary differences associated with investments in subsidiaries, associates and interests in joint ventures, except where the timing of the reversal of the temporary differences can be controlled and it is probable that the temporary differences will not reverse in the foreseeable future.

Deferred income tax assets are recognised for all deductible temporary differences, carry-forward of unused tax assets and unused tax losses, to the extent that it is probable that taxable profit will be available against which the deductible temporary differences, and the carry-forward of unused tax assets and unused tax losses can be utilised:

- Except where the deferred income tax asset relating to the deductible temporary difference arises from the initial recognition of an asset or liability in a transaction that is not a business combination and, at the time of the transaction, affects neither the accounting profit nor taxable profit or loss; and
- In respect of deductible temporary differences associated with investments in subsidiaries, associates and interests in joint ventures, deferred tax assets are only recognised to the extent that it is probable that the temporary differences will reverse in the foreseeable future and taxable profit will be available against which the temporary differences can be utilised.

The carrying amount of deferred income tax assets is reviewed at each reporting date and reduced to the extent that it is no longer probable that sufficient taxable profit will be available to allow all or part of the deferred income tax asset to be utilised.

Deferred income tax assets and liabilities are measured at the tax rates that are expected to apply to the year when the asset is realised or the liability is settled, based on tax rates (and tax laws) that have been enacted or substantively enacted at the reporting date.

Income taxes relating to items recognised directly in equity are recognised in equity and not in the statement of comprehensive income.

Investments and Other Financial Assets

The Group classifies its investments in the following categories:

- Loans and receivables
- Held-to-maturity investments

Purchases and sales of investments and financial assets are accounted for at trade date.

Loans and receivables

Loans and receivables are non-derivative financial assets with fixed or determinable payments that are not quoted in an active market. They arise when the Group provides money, goods or services directly to a debtor with no intention of selling the receivable. They are included in current assets, except for those with maturities greater than 12 months after the reporting date, which are classified as non-current assets.

Held-to-maturity investments

Held-to-maturity investments are non-derivative financial assets with fixed or determinable payments and fixed maturities that the Group's management has the positive intention and ability to hold to maturity. Held-to-maturity financial assets are included in non-current assets, except for those with maturities less than 12 months from the reporting date, which are classified as current assets.

Cash and Cash Equivalents

Cash and cash equivalents comprise cash on hand and at banks and investments in money market instruments with terms of three months or less.

For the purposes of the Cash Flow Statement, cash and cash equivalents consist of cash and cash equivalents as defined above.

Trade Receivables

In Australia, trade receivables generally have 14 to 30 day payment terms, and are recognised and carried at the original invoice amount, less an allowance for any uncollectible amounts. An estimate for doubtful debts is made when collection of the full amount is no longer probable. Bad debts are written off when identified. Revenue from Thelma customers billed in Australia, is billed and receivable in Australian Dollars.

In the UK, trade receivables generally have 30 day payment terms, and are recognised and carried at the original invoice amount, less an allowance for any uncollectible amounts. An estimate for doubtful debts is made when collection of the full amount is no longer probable. Bad debts are written off when identified. Revenue from customers billed in the UK, is billed and receivable in UK pounds sterling.

In the US, trade receivables for MRS are very low, as generally MRS is paid by the doctors on the same day that the doctor receives the fees that MRS has collected for them (from patients, health insurance funds and other payers). Trade receivables for Thelma-US generally have 30 day payment terms, and are recognised and carried at the original invoice amount less an allowance for any uncollectible amounts. An estimate for doubtful debts is made when collection of the full amount is no longer probable. Bad debts are written off when identified. Revenue from customers billed in the US, is billed and receivable in US dollars.

ICSGLOBAL LIMITED ANNUAL REPORT 2010

Plant and Equipment

Plant and equipment is stated at cost less accumulated depreciation and any impairment in value.

The depreciable amount of all fixed assets is depreciated, using the straight-line method, over their useful lives to the Group commencing from the time the asset is held ready for use. The annual depreciation rates used for each class of assets are:

Class of Fixed Asset	Annual Depreciation Rate
Leasehold Improvements	Spread over the term of the relevant lease
Computer Hardware and Software	27%
Furniture and Fittings	33%

At each reporting date, the Group assesses whether there is any indication that an asset may be impaired. Where an indicator of impairment exists, the Group makes a formal estimate of recoverable amount. Where the carrying amount of an asset exceeds its recoverable amount the asset is considered impaired and is written down to its recoverable amount (refer to impairments of assets).

An item of plant and equipment is derecognised upon disposal or when no future economic benefits are expected to arise from the continued use of the asset.

Any gain or loss arising on derecognition of the asset (calculated as the difference between the net disposal proceeds and the carrying amount of the item) is included in profit or loss in the period the item is derecognised.

Research and Development

Research and development costs are expensed as incurred.

Trade and Other Payables

Trade payables represent the liabilities outstanding at balance date plus, where applicable, any accrued interest.

Operating Leases

Operating lease payments are included in profit or loss on a basis which is representative of the pattern of benefits derived from the leased property. Operating lease incentives are expensed on a straight line basis over the term of the lease.

Provisions

Provisions are recognised when the Group has a present obligation (legal or constructive) as a result of a past event, it is probable that an outflow of resources embodying economic benefits will be required to settle the obligation and a reliable estimate can be made of the amount of the obligation.

Where the Group expects some or all of a provision to be reimbursed, for example under an insurance contract, the reimbursement is recognised as a separate asset but only when the reimbursement is virtually certain. The expense relating to any provision is included in the profit or loss net of any reimbursement.

If the effect of the time value of money is material, provisions are determined by discounting the expected future cash flows at a pre-tax rate that reflects current market assessments of the time value of money and, where appropriate, the risks specific to the liability. Where discounting is used, the increase in the provision due to the passage of time is recognised as a finance cost.

ICSGLOBAL LIMITED ANNUAL REPORT 2010

Employee Benefits

The following liabilities arising in respect of employee benefits are measured at their nominal amounts:

- Wages and salaries and annual leave, regardless whether they are expected to be settled within twelve months of balance date.
- Other employee benefits, which are expected to be settled within twelve months of balance date.

All other employee benefits, including long service leave, are measured at the present value of the estimated future cash outflows in respect of services provided up to balance date. Liabilities are determined after taking into consideration estimated future increases in wages and salaries and past experience regarding staff departures. Related on-costs are included in the calculation of the liability.

Contributed Equity

Ordinary shares are classified as equity. Incremental costs directly attributable to the issue of new shares or options are shown in equity as a deduction, net of tax, from the proceeds.

Earnings Per Share

Basic Earnings Per Share

Basic earnings per share is calculated by dividing the profit attributable to equity holders of the Company, excluding any costs of servicing equity other than ordinary shares, by the weighted average number of ordinary shares outstanding during the financial year, adjusted for bonus elements in ordinary shares issued during the year.

Diluted Earnings Per Share

Diluted earnings per share adjusts the figures used in the determination of basic earnings per share to take into account the after income tax effect of interest and other financing costs associated with dilutive potential ordinary shares and the weighted average number of shares assumed to have been issued for no consideration in relation to dilutive potential ordinary shares.

Critical Accounting Estimates and Judgements

The Group tests annually whether Goodwill has suffered any impairment in accordance with the stated accounting policy. The recoverable amounts of cash generating units have been determined based on value in use calculations. These calculations require the use of assumptions. Refer to Note 15 for details of these assumptions and the potential impact of changes to the assumptions.

Comparative Figures

When required by accounting standards, comparative figures have been adjusted to conform to changes in presentation for the current financial year.

Early Adoption of Standards

During the current year the Group adopted all of the new and revised Australian Accounting Standards and Interpretations applicable to its operations which became mandatory.

The adoption of these standards has impacted the recognition, measurement and disclosure of certain transactions. The following is an explanation of the impact the adoption of these standards and interpretations has had on the financial statements of ICSGlobal Limited.

- Revised *AASB 3 Business Combinations (2008)* incorporates the following changes that are likely to be relevant to the Group's operations:
 - Contingent considerations will be measured at fair value, with subsequent changes therein recognised in profit or loss
 - Transaction costs, other than share and debt issue costs, will be expensed as incurred.

Revised AASB 3, which becomes mandatory for the Group's 30 June 2010 financial report, will be applied prospectively and therefore there will be no impact on prior periods in the Group's 2010 consolidated financial report.

- Amended *AASB 127 Consolidated and Separate Financial Statements (2008)* requires accounting for changes in ownership interests by the Group in a subsidiary, while maintaining control to be recognised as an equity transaction. When the Group loses control of a subsidiary, any interest retained in the former subsidiary will be measured at fair value with the gain or recognised in profit or loss. The amendments to AASB 127, which become mandatory for the Group's 30 June 2010 financial report, do not have a significant impact on the consolidated financial report.
- *AASB 8 Operating Segments* introduces the "management approach" to segment reporting. AASB 8 which becomes mandatory for the Group's 30 June 2010 financial report, will require a change in the presentation of and disclosure of segment information based on the internal reports regularly reviewed by the Group's Chief Operating Decision Maker in order to assess each segment's performance and to allocate resources to them. Under the management approach, the Group has not been required to significantly change its segment information.
- Revised *AASB 101 Presentation of Financial Statements (2007)* introduces the term total comprehensive income, which represents changes in equity during the period other than those changes resulting from transactions with owners in their capacity as owners. Total comprehensive income may be presented in either a single statement of comprehensive income (effectively combining both the income statement and all non-owner changes in equity in a single statement) or, in an income statement and a separate statement of comprehensive income. Revised AASB 101, which becomes mandatory for the Group's 30 June 2010 financial report, had had a significant impact on the presentation of the consolidated financial report.
- Revised *AASB 123 Borrowing Costs* removes the option to expense borrowing costs and requires that an entity capitalise borrowing costs directly attributable to the acquisition, construction or production of a qualifying asset as part of the cost of that asset. The revised AASB 123 is mandatory for the Group's 30 June 2010 financial report.
- *AASB 2008-1 Amendments to Australian Accounting Standard – Share-based Payments: Vesting Conditions and Cancellations* clarifies the definition of vesting conditions, introduces the concept of non-vesting conditions, requires non-vesting conditions to be reflected in grant-date fair value and provides the accounting treatment for non-vesting conditions and cancellations. The amendments to AASB 3 are mandatory for the Group's 30 June 2010 financial report, with retrospective application.
- *AASB 2008-5 Amendment to Australian Accounting Standards arising from the Annual Improvements Process* and *2005-6 Further Amendments to Australian Accounting Standards arising from the Annual Improvements Process* affect various AASB's resulting in minor changes for presentation, disclosure, recognition and measurement purposes. The amendments, which became mandatory for the Group's 30 June 2010 financial report, have not had any significant impact on the financial report.

ICSGLOBAL LIMITED ANNUAL REPORT 2010

- *AASB 2008-7 Amendments to Accounting Standards – Cost of an Investment in a Subsidiary, Jointly Controlled Entity or Associate* changes the recognition and measurement dividend receipts as income and addresses the accounting of a newly formed parent entity in the separate financial report. The amendment which became mandatory for the Group's 30 June 2010 financial report has not had any significant impact on the financial report.
- *AASB 2008-8 Amendments to Australian Accounting Standard – Eligible Hedged Items* clarifies the effect of using options as hedging instruments and the circumstances in which inflation risk can be hedged. The amendments which became mandatory for the Group's 30 June 2010 financial report has not had any significant impact on the financial report.
- *Interpretation 16 Hedges of a Net Investment in a Foreign Operation* clarifies that net investment hedging can only be applied when the net assets of the foreign operation are recognised in the entity's consolidated financial report. The Interpretation which became mandatory for the Group's 30 June 2010 financial report has not had any significant impact on the financial report.
- *Interpretation 17 Distributions of Non-Cash Assets to Owners* provides guidance in respect of measuring the value of distributions of non-cash assets to owners. The Interpretation which became mandatory for the Group's 30 June 2010 financial report has not had any significant impact on the financial report.
- *Interpretation 18 Transfer of Assets from Customers* provides guidance on the accounting for contributions from customers in the form of transfer of property, plant and equipment (or cash to acquire or construct it). The Interpretation which became mandatory for the Group's 30 June 2010 financial report has not had any significant impact on the financial report.

ICSGlobal Limited Annual Report 2010

Note 2: Segment Information

The principal activities of the Group during the period were medical banking and e-health services, specifically the provision of medical billing services to the United Kingdom (UK) and United States of America (US) health industries and the ownership and operation of the healthcare transaction clearinghouse, THELMA (Transactional Health Exchange Linking Multiple Applications) in Australia.

	Australia		United Kingdom		United States		Total	
	2010	2009	2010	2009	2010	2009	2010	2009
	\$	\$	\$	\$	\$	\$	\$	\$
Revenue from external customers	1,101,093	1,264,708	1,213,360	1,165,357	1,969,963	1,288,260	4,284,416	3,718,325
Other Revenue	494,386	156,680	-	4,038	-	-	494,386	160,718
Depreciation	(20,957)	(32,211)	(21,200)	(8,305)	(23,547)	(15,739)	(65,704)	(56,255)
Write –off of Goodwill - MRS	(3,008,727)	-	-	-	-	-	(3,008,727)	-
Other Non-cash expenses	(73,827)	(145,110)	(13,760)	(2,631)	(4293)	(16,002)	(91,880)	(163,743)
Inter segment Charges	609,385	1,703,605	(290,100)	(248,040)	(319,285)	(1,455,595)	-	-
Other Expenses	(3,273,406)	(4,020,858)	(879,109)	(1,008,360)	(1,310,502)	(1,925,546)	(5,463,017)	(6,954,766)
Segment result	(4,172,053)	(1,073,156)	9,191	(97,943)	312,336	(2,124,622)	(3,850,526)	(3,295,721)
Income tax benefit	341,106	323,402	(16,415)	20,568	-	-	324,691	343,970
Loss for the year	(3,830,947)	(749,754)	(7,224)	(77,375)	312,336	(2,124,622)	(3,525,835)	(2,951,751)
Carrying amount of segment assets	277,569	956,143	2,690,474	2,718,750	4,441	3,068,164	2,972,484	6,743,057
Segment Liabilities	172,261	1,054,170	79,630	53,358	4,700	1,129,966	256,591	2,237,494
Segment Capital Expenditure	-	(8,063)	-	(77,649)	24,648	(6,456)	24,648	(92,708)

The **Thelma** service provided secure electronic health messaging and claiming services. The segment figures shown for the Thelma business relate to Australia, the UK and the US. **MBC** provides billing and other clerical services to specialist surgeons in the UK. **MRS** provided billing and collection services to doctors in the US.

	Segment revenue from sales to external customers		Segment assets		Capital expenditure	
	2010	2009	2010	2009	2010	2009
	\$	\$	\$	\$	\$	\$
Thelma	1,561,141	1,264,588	409,202	956,143	-	8,603
Billing & Collections	2,723,275	2,453,616	2,563,282	5,786,914	24,648	84,105
	4,284,416	3,718,204	2,972,484	6,743,057	24,648	92,708

ICSGLOBAL LIMITED ANNUAL REPORT 2010

Note 3: Revenue and Other Income

	Consolidated Group	
	2010	2009
	\$	\$
Revenue from Continuing Operations		
Sales Revenue		
- Billing service revenue	1,213,360	1,165,357
- Consulting revenue	-	20,000
	<u>1,213,360</u>	<u>1,185,357</u>
Other Income		
- Export market development grant	-	38,747
- Gain on disposal of property, plant and equipment	1,250	-
- Interest received	33,088	121,972
	<u>34,338</u>	<u>160,719</u>

Note 4: Loss for the Year

	Consolidated Group	
	2010	2009
	\$	\$
Loss before income tax includes the following specific expenses:		
Rental expense on operating leases		
- Minimum lease payments	590,106	418,569
Depreciation of plant and equipment	29,939	34,533

ICSGLOBAL LIMITED ANNUAL REPORT 2010

Note 5: Income Tax Expense

	Consolidated Group	
	2010	2009
	\$	\$
The components of tax expense comprise:		
Current tax	341,106	323,402
Deferred tax	(16,415)	20,568
	<u>324,691</u>	<u>343,970</u>
The prima facie tax on profit (loss) from ordinary activities before income tax is reconciled to the income tax as follows:		
Profit (loss) from continuing operations	9,091	(2,815,915)
Tax at the Australian tax rate of 30% (2009– 30%)	2,727	(844,775)
Add tax effect of:		
Entertainment	727	1,286
Legal Fees	142,646	131,675
R & D claimed	272,885	259,652
Current year losses not recognised	-	422,778
Difference in overseas tax rates	7,035	8,815
Less tax effect of:		
Current year losses utilised	(354,858)	-
Foreign exchange gain	(54,747)	-
Income tax attributable to entity	<u>16,415</u>	<u>(20,568)</u>
Income tax (revenue) from R & D claim	<u>(341,106)</u>	<u>(323,402)</u>
Income tax expense from continuing operations	(324,691)	(343,970)
NON CURRENT ASSETS		
Deferred tax asset related to UK tax losses	<u>45,391</u>	<u>61,806</u>

ICSGLOBAL LIMITED ANNUAL REPORT 2010

United Kingdom

The current income tax expense (applied at the UK tax rate of 21% applicable to the size of the business) attributable to profit in the UK for the 2010 financial year is \$16,415. This has been applied against the future income tax benefit consisting of prior year tax losses resulting in a deferred tax asset balance for the Group at 30 June 2010 of \$45,391 (2009: \$61,806). The tax losses from prior years in the UK have been recognised as a deferred tax asset as the directors believe it is appropriate to regard realisation of the future income tax benefit as probable.

United States

Potential future income tax benefits in the US attributable to tax losses of \$849,849 at 30 June 2009 for the Group, calculated at a US tax rate of 40%, have not previously been brought to account. Given that the US operations have ceased as a result of the sale of Medical Recovery Services Inc. by Thelma-US Inc. during the 2010 financial year, the directors do not believe it is appropriate to regard realisation of the future income tax benefit as probable and accordingly no deferred tax amount has been recognised.

Australia

Potential future income tax benefits attributable to tax losses carried forward amounting to approximately \$6,222,154 for the Group, calculated at a tax rate of 30%, (2009: \$6,902,624 at 30%) have not been brought to account because the directors do not believe it is appropriate to regard realisation of the future income tax benefit as probable. These benefits will only be obtained if:

- The Group derives future assessable income of a nature and of an amount sufficient to enable the benefit from the deduction for the loss to be realised;
- The Group continues to comply with the conditions for deductibility imposed by law; and
- No changes in tax legislation adversely affect the Group in realising the benefit from the deductions for the loss.

The balance of the franking account as at 30 June 2010 was as a credit of \$79,407 (2009: \$79,407).

ICSGlobal Limited Annual Report 2010

Note 6: Discontinued Operations

(a) Description of businesses disposed

Thelma

On 30 April 2010 the Group sold its Thelma business and related assets to eHealthWise Pty Limited, a wholly owned subsidiary of CargoWise Pty Limited, thereby discontinuing its operations in this business segment. A loss from discontinued operations following the disposal of the business of \$1,214,087 is reported by the Group.

Medical Recovery Services Inc.

On 8 April 2010, Thelma-US Inc. disposed of its 100% interest in Medical Recovery Services, Inc (MRS). A loss from discontinued operations of \$2,645,530 was attributable to the Group following the disposal of the business. No remaining interest in the entity was held by any member of the Group.

(b) Financial performance and cash flow information of businesses disposed

Financial information relating to the discontinued operations to the relevant date of disposal are set out below:

	Thelma	MRS	Total
	\$	\$	\$
Revenue	1,101,093	1,969,963	3,071,056
Other income	460,048	-	460,048
Expenses	(2,795,028)	(1,657,627)	(4,452,655)
Profit (loss) before income tax expense	(1,233,887)	312,336	(921,551)
Income tax expense	-	-	-
Profit (loss) after income tax expense of discontinued operations	(1,233,887)	312,336	(921,551)
Gain (loss) on sale before income tax expense	19,800	(2,957,866)	(2,938,066)
Income tax expense	-	-	-
Gain (loss) on sale after income tax expense	19,800	(2,957,866)	(2,938,066)
Profit (loss) from discontinued operations	(1,214,087)	(2,645,530)	(3,859,617)
	Thelma	MRS	Total
	\$	\$	\$

The net cash flows of the discontinuing division which have been incorporated into the statement of cash flows are as follows:

Net cash inflow/(outflow) from operating activities	(1,255,050)	36,894	(1,218,156)
Net cash inflow/(outflow) from investing activities	-	(24,648)	(24,648)
Net cash inflow/(outflow) from financing activities	-	895	895
Net increase/(decrease) in cash and cash equivalents generated by the discontinuing operations	(1,255,050)	13,141	(1,241,909)

(c) Details of the sale of the businesses

ICSGLOBAL LIMITED ANNUAL REPORT 2010

The following is a summary of the disposal of Thelma and MRS:

	Thelma	MRS	Total
	\$	\$	\$
Net consideration received or receivable:	1	35,450	35,451
Carrying amount of net assets sold	19,799	15,411	35,210
Goodwill	-	(3,008,727)	(3,008,727)
Gain (loss) on sale before income tax expense	19,800	(2,957,866)	(2,938,066)
Income tax expense	-	-	-
Gain (loss) on sale after income tax expense	19,800	(2,957,866)	(2,938,066)

In relation to the sale of Thelma, in the event the operations achieve certain performance criteria during the period post 30 June 2010 as specified in the sale agreement, additional cash consideration of up to \$1,250,000 will be receivable. This additional consideration represents a contingent asset at 30 June 2010 and therefore no amount is recognised in the financial statements in relation to the contingent asset.

Note 7: Interests of Key Management Personnel (KMP)

Key Management Personnel - Directors

The following persons were directors of ICSGlobal Limited during the financial year and up to the date of this financial report:

- Ross M. Bunyon was the non-executive Chairman of ICSGlobal Limited (resigned 30 July 2010.)
- Timothy J. Murray was employed by ICSGlobal Limited as Chief Executive Officer and Managing Director of the Group and as a director of THELMA-EU Limited & THELMA-US Inc. Mr. Murray resigned from these positions on 30 April 2010 but was re-elected as a Director of ICSGlobal Limited at the EGM held on 4 August 2010.
- Geoffrey E. Lambert is a non-executive director of ICSGlobal Limited (resigned on 23 July 2010).
- Gregory Quirk is a director of ICSGlobal Limited (appointed on 30 April 2010), and company secretary of ICSGlobal Limited (appointed 29 April 2010).
- Kevin Barry is chairman and a non-executive director (appointed 22 July 2010).
- Victor Shkolnik is a non-executive director (appointed 29 July 2010).
- James Canning is a non-executive director (appointed 4 August 2010).

Other Executives/Key Management Personnel

The following persons also had authority and responsibility for planning, directing and controlling the activities of the Group, directly or indirectly, during the financial year:

- Lindsay Martin was employed by ICSGlobal Limited and held the positions of Chief Financial Officer and joint Company Secretary. He was also a director of THELMA-EU Limited and THELMA-US Inc. He resigned on 26 March 2010.
- Tom Walther was employed by ICSGlobal Limited and held the position of joint Company Secretary and Accountant. He was made redundant on 30 April 2010.
- Garry Chapman is employed by Thelma-EU Limited and holds the position of General Manager of Medical Billing & Collection (appointed 1 July 2008).
- Donna Murphy was employed by Medical Recovery Services Inc. and held the position of Executive Vice President. She resigned on 4 January 2010.

ICSGlobal LIMITED ANNUAL REPORT 2010

Key Management Personnel Compensation

	Consolidated Group	
	2010	2009
	\$	\$
Short-term employee benefits	1,308,909	1,348,496
Post-employment benefits	46,286	78,022
Share-based payments	51,383	81,144
	1,406,578	1,507,662

The Group has taken advantage of the relief provided by Corporations Regulation 2M.6.04 and has transferred the detailed remuneration disclosures to the Directors' Report. The relevant information can be found in the Remuneration Report on pages 5-24.

KMP Shareholdings

The number of shares in the Company held during the financial year by each director of ICSGlobal Limited and other executives/key management personnel of the Group, including their personally related parties, are set out below. There were no shares granted during the financial year as remuneration.

Group 2010	Balance at the start of the year	Rights Issue of Shares during the year	(Sale) / Purchase during the year	Balance at the end of the year
DIRECTORS				
R. Bunyon ^{1 6}	640,000	142,223	-	782,223
T. Murray ²	16,933,333	-	-	16,933,333
G. Lambert ^{2 6}	580,001	428,857	-	1,008,858
G. Quirk	-	-	-	-
K. Barry ⁴	-	-	-	-
V. Shkolnik ⁴	-	-	-	-
J. Canning ⁴	-	-	-	-
TOTAL	18,153,334	571,080	-	18,724,414

EXECUTIVES/KEY MANAGEMENT PERSONNEL

L. Martin ^{3 5}	-	-	-	-
	546,346	-	-	546,346
G. Chapman	-	-	-	-
D. Murphy ⁵	4,785,055	-	(4,785,055)	-
T. Walther ⁵	20,000	-	-	20,000
TOTAL	5,451,401	-	(4,785,055)	566,346

¹ Shares held by an entity associated with the director

² Shares held by the director and entities associated with the director

³ Shares held by the executive officer and a related party of the executive officer

⁴ Appointed subsequent to 30 June 2010

⁵ Resigned during the year

⁶ Resigned subsequent to 30 June 2010

ICSGlobal LIMITED ANNUAL REPORT 2010

Group 2009	Balance at the start of the year	Rights Issue of Shares during the year	On Market (Sale) / Purchase during the year	Balance at the end of the year
DIRECTORS				
R. Bunyon ¹	640,000	-	-	640,000
T. Murray ²	16,933,333	-	-	16,933,333
G. Lambert ²	580,001	-	-	580,001
TOTAL	18,153,334	-	-	18,153,334

EXECUTIVES/KEY MANAGEMENT PERSONNEL

L. Martin ³	618,346	-	(72,000)	546,346
T. Walther	20,000	-	-	20,000
D. Rigby	-	-	-	-
G. Chapman	-	-	-	-
B. Fulmer	100,000	-	-	100,000
D. Murphy	-	4,785,055	-	4,785,055
K. Horn	-	-	-	-
TOTAL	738,346	4,785,055	(72,000)	5,451,401

¹ Shares held by an entity associated with the director

² Shares held by the director and entities associated with the director

³ Shares held by the executive officer and a related party of the executive officer

KMP Option and Rights Holdings

The number of options over ordinary shares in the Group held during the financial year by each director of ICSGlobal Limited and other executives/key management personnel of the Group are set out below

Group 2010	Balance at the start of the year	Granted as Compensation	Options Exercised during the year	Options that Expired during the year	Balance at end of year	Total Exercisable at end of year	Total Unexercisable at end of year
DIRECTORS							
R. Bunyon ²	-	-	-	-	-	-	-
T. Murray	1,000,000	-	-	(1,000,000)	-	-	-
G. Lambert ²	-	-	-	-	-	-	-
TOTAL	1,000,000	-	-	(1,000,000)	-	-	-

EXECUTIVES/KEY MANAGEMENT PERSONNEL

L. Martin ¹	2,000,000	-	-	(2,000,000)	-	-	-
D. Rigby ¹	1,125,000	-	-	(1,125,000)	-	-	-
G. Chapman	1,500,000	-	-	-	1,500,000	-	-
D. Murphy ¹	302,634	-	-	(302,634)	-	-	-
T. Walther ¹	600,000	-	-	(600,000)	-	-	-
K. Horn ¹	-	-	-	-	-	-	-
TOTAL	5,527,634	-	-	(4,027,634)	1,500,000	-	-

¹ Resigned during the year

² Resigned subsequent to 30 June 2010

ICSGlobal Limited Annual Report 2010

Group 2009	Balance at the start of the year	Granted as Compensation	Options Exercised during the year	Options that Expired during the year	Balance at end of year	Total Exercisable at end of year	Total Unexercisable at end of year
DIRECTORS							
R. Bunyon	-	-	-	-	-	-	-
T. Murray	1,000,000	-	-	-	1,000,000	1,000,000	-
G. Lambert	-	-	-	-	-	-	-
TOTAL	1,000,000	-	-	-	1,000,000	1,000,000	-
EXECUTIVES/KEY MANAGEMENT PERSONNEL							
L. Martin	1,400,000	600,000	-	-	2,000,000	938,539	1,061,461
D. Rigby	975,000	150,000	-	-	1,125,000	507,831	617,169
B. Fulmer	2,000,000	-	-	(2,000,000)	-	-	-
G. Chapman	-	1,500,000	-	-	1,500,000	166,667	1,333,333
D. Murphy	-	302,634	-	-	302,634	302,634	-
T. Walther	450,000	150,000	-	-	600,000	340,776	259,224
K. Horn	250,000	250,000	-	(500,000)	-	-	-
TOTAL	5,075,000	2,952,634	-	(2,500,000)	5,527,634	2,256,447	3,271,187

Other Transactions with Key Management Personnel

Thelma-US purchased Medical Recovery Services Inc from Donna Murphy on 31 December 2008.

- As part of the acquisition of the MRS business, MRS entered into a lease agreement with Donna M. Murphy LLC, (an entity associated with Donna Murphy), for the lease of the premises at 6501 Peake Road, Building 1100, Macon Georgia.
- As part of the acquisition of the MRS business, Thelma-US entered into a loan agreement with Donna Murphy, for the amount of US\$625,000 with a fixed interest rate of 10%. The note is to be repaid in 23 monthly installments of principal and interest of US\$15,851.61 plus a final payment on or before 1 January 2010 of US\$359,269.65. The balance of this loan as at 30 June 2010 was \$nil (2009: A\$689,913). This loan was secured against the shares of Medical Recovery Services Inc.
- MRS was a family business. A number of the employees in MRS are related to Donna Murphy. All of these employees are employed on normal commercial terms.
- On 8 April 2010, Thelma-US Inc. disposed of its 100% interest in Medical Recovery Services, Inc (MRS) to Donna Murphy. A loss of \$2,957,866 was attributable to the Group from the disposal. No remaining interest in the entity was held by any member of the Group. The lease agreement with Donna M. Murphy LLC. as described above was extinguished as part of the disposal.

There were no other transactions during the 2009 or 2010 financial years with parties related to the directors or executives/key management personnel.

ICSGLOBAL LIMITED ANNUAL REPORT 2010

Note 8: Auditor's Remuneration

	Consolidated Group	
	2010	2009
	\$	\$
The Auditor's provided the following services to the Group:		
AUDIT SERVICES		
Audit and review of financial reports and other audit work under the Corporations Act 2001	60,082	50,865
Total Remuneration for Audit Services	60,082	50,865
TAXATION SERVICES		
Tax returns – assistance	7,770	8,420
Export market development grant - assistance	2,000	4,277
R & D tax concession offset claim - assistance	25,000	25,000
Total Remuneration for Non-Audit Services	34,770	37,697

It is the Group's policy to employ PKF for assignments additional to their annual audit duties, when PKF's expertise and experience with the Group are important. These assignments are principally tax compliance assignments and the board of directors is satisfied that the auditor's independence is not compromised as a result of these non-audit services performed.

Note 9: Earnings per Share

	Consolidated Group	
	2010	2009
Basic earnings per share	(2.1) cents	(1.8) cents
Diluted earnings per share	(2.1) cents	(1.8) cents
Discontinued operations	(2.1) cents	(0.3) cents
Weighted average number of ordinary shares outstanding during the year used in the calculation of basic earnings per share and diluted earnings per share	167,396,931	145,032,770
Loss used to calculate basic earnings per share and fully diluted earnings per share	(3,525,834)	(2,951,751)

Note 10: Cash and Cash Equivalents

	Consolidated Group	
	2010	2009
	\$	\$
CURRENT		
Cash and cash equivalents	393,208	471,039

ICSGLOBAL LIMITED ANNUAL REPORT 2010

Note 11: Trade and Other Receivables

	Consolidated Group	
	2010	2009
	\$	\$
CURRENT		
Trade accounts receivable	254,294	355,811
Provision for impairment of receivables	(78,775)	-
Other debtors	7,334	-
Prepayments	15,174	64,175
GST and VAT refunds	26,520	44,457
	224,547	464,443
Movement in provisions:		
Provision for impairment of receivables		
Opening balance as at 1 July	-	-
Additional provisions	78,775	-
Balance as at 30 June	78,775	-

Based on the Group's collection history and the collections since year end, the Group has not recognised any losses in respect of bad and doubtful external trade receivables during the years ended 30 June 2009 and 30 June 2010.

External trade accounts receivable past due but not impaired totaled \$7,368 (2009: \$110,782). The Group aged accounts receivable as at 30 June was as follows:

	Current	30 – 60 Days	60 – 90 Days	90+ Days	Total
	\$	\$	\$	\$	\$
2010	168,151	4,229	27,342	54,572	254,294
2009	245,029	69,324	22,246	19,212	355,811

Further information relating to loans to related parties is set out in note 24.

Further information relating to the Group's exposure to interest rate risk and credit risk is set out in note 25.

Note 12: Held to Maturity Investments

	Consolidated Group	
	2010	2009
	\$	\$
NON CURRENT		
Term deposit	-	230,805
Rental deposit	-	28,222
Rental deposit	22,454	42,347
	22,454	301,374

The rental deposit relates to new premises occupied by MBC. The deposit is held by the landlord until the expiry of the term of the lease and is subject to the satisfactory performance of all tenant covenants on the lease. The deposit is held in an interest bearing deposit account with the Landlord's bank and all interest revenue is remitted back to the Group.

Further information relating to the Group's exposure to interest rate risk is set out in note 25.

ICSGLOBAL LIMITED ANNUAL REPORT 2010

Note 13: Controlled Entities

ICSGlobal Limited is incorporated in Australia and is the ultimate parent company of the following controlled entities:

Name of Controlled Entities	Country Of Incorporation	Percentage Owned (%)		Class of Shares
		2010	2009	
Thelma Pty Ltd	Australia	100	100	Ordinary
EziBill Pty Ltd	Australia	100	100	Ordinary
Thelma-EU Limited	England	100	100	Ordinary
Thelma US Inc	United States	100	100	Ordinary
Medical Recovery Services, Inc.	United States	-	100	Ordinary

Medical Recovery Services, Inc. was disposed of by Thelma-US Inc. on 8 April 2010. Further information relating to the disposal of MRS is set out in Note 6.

Note 14: Plant and Equipment

NON CURRENT	Consolidated Group	
	2010	2009
	\$	\$
Leasehold improvements		
At cost	74,076	324,131
Accumulated depreciation	(18,519)	(253,759)
	<u>55,557</u>	<u>70,372</u>
Office furniture and equipment		
At cost	29,036	196,549
Accumulated depreciation	(11,991)	(136,724)
	<u>17,045</u>	<u>59,825</u>
Computer equipment		
At cost	-	302,927
Accumulated depreciation	-	(211,738)
	<u>-</u>	<u>91,189</u>
	<u>72,602</u>	<u>221,386</u>

Consolidated Group 2010	Leasehold Improvements	Office Furniture and Equipment	Computer Equipment	Total
	\$	\$	\$	\$
Balance at the beginning of the year	70,372	59,825	91,189	221,386
Disposals	-	(36,396)	(91,189)	(127,585)
Depreciation expense	(14,815)	(6,384)	-	(21,199)
Balance at the end of the year	<u>55,557</u>	<u>17,045</u>	<u>-</u>	<u>72,602</u>

Consolidated Group 2009				
	\$	\$	\$	\$
Balance at the beginning of the year	-	14,537	71,724	86,261
Additions	74,706	-	18,632	92,708
Acquisitions through business combination	-	57,880	40,792	98,672
Depreciation expense	(3,704)	(12,592)	(39,959)	(56,255)
Balance at the end of the year	<u>70,372</u>	<u>59,825</u>	<u>91,189</u>	<u>221,386</u>

ICSGlobal Limited Annual Report 2010

Note 15: Intangible Assets

	Consolidated Group	
	2010	2009
NON CURRENT	\$	\$
Goodwill	<u>2,214,282</u>	<u>5,223,009</u>
Balance at the beginning of the year	5,223,009	2,214,282
Acquisition of business	-	3,008,727
Disposal of business	(3,008,727)	-
Balance at the end of the year	<u>2,214,282</u>	<u>5,223,009</u>

(a) Impairment test for goodwill

Goodwill is allocated to the Group's cash generating units (CGU) identified according to business segment and country of operation.

A segment - level summary of the goodwill allocation is presented below:

	2010	2009
	\$	\$
MBC (UK)	2,214,282	2,214,282
MRS (US)	-	3,008,727
Total	<u>2,214,282</u>	<u>5,223,009</u>

The recoverable amount of each CGU above is determined based on value in use calculations in the functional currency of the respective CGU. Value in use is calculated based on the present value of cash flow projections over a 5 year period plus a terminal value based on the net cash flows in year five.

(b) Key assumptions used for value-in-use calculations

The cash flows are discounted using the weighted average cost of capital calculated for each CGU which has been estimated to be 15.0%. The cash flows are based on forecasts for each CGU. These forecasts use estimated growth rates to project revenue and expenses.

The forecast for MBC reflects management's expectation with respect to revenue growth and the cost to service the expected revenue. These forecasts vary from the actual results as management expects that the investment in the business in the last 18 months will enable it to generate significant additional revenue with a less than proportional increase in operating costs.

Discount rates are pre-tax and are adjusted to incorporate risks associated with a particular CGU.

Key assumptions used value-in-use calculations:

	Annual Growth Rate - Revenue		Annual Growth Rate - Costs		Discount Rate		Terminal Value Growth	
	2010	2009	2010	2009	2010	2009	2010	2009
MBC (UK)	10.0%	10.4%	5.0%	9.6%	15.0%	15.0%	2.0%	2.0%
MRS (US)	-	8.0%	-	7.1%	-	15.0%	-	2.0%

(c) Impact of possible changes in key assumptions

Management does not consider a change in any of the key assumptions that would cause a CGU's carrying amount to exceed the recoverable amount, to be reasonably likely.

ICSGLOBAL LIMITED ANNUAL REPORT 2010

Note 16: Trade and Other Payables

	Consolidated Group	
	2010	2009
	\$	\$
CURRENT		
Trade creditors	65,565	315,793
Sundry creditors and accruals	153,963	422,429
	219,528	738,222

Note 17: Note Payable

	Consolidated Group	
	2010	2009
	\$	\$
CURRENT		
Note payable to Donna Murphy ¹	-	173,240
NON CURRENT		
Note payable to Donna Murphy ¹	-	516,673

¹ Medical Recovery Services Inc., was disposed of by Thelma-US Inc., on 8 April 2010. As part of the sale agreement the remaining debt owed to Donna Murphy was forgiven.

Note 18: Provisions

	Consolidated Group	
	2010	2009
	\$	\$
CURRENT		
Employee benefits	9,132	209,840
	9,132	209,840
NON CURRENT		
Employee benefits	-	204,699
Directors retirement benefits ¹	27,931	27,931
Estimated earn out payment for MRS	-	366,989
	27,931	599,619

¹ In July 2003, the directors made a decision to discontinue the non-executive directors' retirement benefits scheme. Accordingly, no benefits have been accrued since 30 June 2003. Amounts accrued under the scheme prior to 30 June 2003 will be paid to the respective non-executive director upon their retirement.

ICSGLOBAL LIMITED ANNUAL REPORT 2010

Note 19: Commitments and Contingencies

Operating Leases

The Group has one operating lease, which has not been capitalised in the financial statements. Details of the operating lease are as follows:

Lease	Cancellable	Term	Payments In Advance	Option To Renew	Allow For Sub-Letting
MBC UK – premises	No	4 years to 8 April 2014	Yes	No	Yes

ICS Global Limited has guaranteed the UK lease. The fair value of the guarantees was \$360,682 (2009 \$487,727).

	Consolidated Group	
	2010	2009
	\$	\$
Payable:		
Not later than 1 year	94,019	704,143
Later than 1 year but not later than 5 years	266,591	1,543,234
	360,610	2,247,377

Note 20: Reconciliation of cash flows from operating activities

	Consolidated Group	
	2010	2009
	\$	\$
(a) Reconciliation of net cash provided by / (used in) operating activities to operating loss after income tax expense		
Operating loss after income tax	(3,525,835)	(2,951,751)
Depreciation	65,703	56,255
Loss on sale of discontinued operations	2,938,066	-
Profit on sale of plant and equipment	(1,250)	-
Non-cash employee benefits expense – share based payments	91,880	91,388
Net loans written off	(735,789)	-
(Increase)/Decrease in trade accounts receivable	101,517	16,508
(Increase)/Decrease in other receivables	(7,334)	-
(Increase)/Decrease in held-to-maturity investments	278,920	(132,095)
(Increase)/Decrease in GST refund	17,937	(6,670)
(Increase)/Decrease in prepayments	49,001	(21,082)
(Increase)/Decrease in deferred tax	16,415	(20,568)
Increase/(Decrease) in trade payables	(518,693)	429,313
Increase/(Decrease) in employee benefits	(405,407)	74,061
Increase/(Decrease) in impairment provision	78,775	-
(Increase)/Decrease in exchange rate translation	(139,478)	(44,301)
Net Cash (Used) In Operating Activities	(1,774,347)	(2,508,942)

ICSGlobal LIMITED ANNUAL REPORT 2010

Note 21: Parent entity disclosures

	ICSGlobal Limited	
	2010	2009
Information relating to ICSGlobal Limited	\$	\$
Profit/(loss) for the year	(660,296)	(2,749,754)
Total comprehensive income/(loss) for the year	(660,296)	(2,749,754)
Current assets	384,837	1,136,622
Total assets	3,175,567	5,809,375
Current liabilities	547,092	789,874
Total liabilities	547,092	1,022,504
Net assets	2,628,475	4,786,871
Contributed equity	34,458,476	32,595,838
Reserves	803,099	711,219
Accumulated losses	(32,633,100)	(28,520,186)
	2,628,475	4,786,871

Note 22: Share Based Payments

The object of the ICSGlobal Employee Option Plan is to provide employees of ICSGlobal with the opportunity to acquire an ownership interest in ICSGlobal by way of options to acquire unissued ordinary shares in ICSGlobal. The ICSGlobal Employee Option Plan is to be administered by the board of directors (although the directors may delegate these functions and powers) in accordance with the Rules of the ICSGlobal Employee Option Plan ('Plan Rules')

Each option issued under the ICSGlobal Employee Option Plan confers an entitlement to subscribe for and be issued one ordinary share in the capital of ICSGlobal.

Under the Plan Rules, the directors determine the identity of the employee to be granted options, the number, exercise price and any other terms relating to the options which are fair and reasonable (but not inconsistent with the Plan Rules). No amount is payable on the grant of an option to an eligible employee. The consideration given by an eligible employee for a grant of options will be the services to be provided by the employee to ICSGlobal.

No option may be issued under the Plan Rules if:

- Immediately after such issue, the employee would own (legally or beneficially) or control the exercise or voting power attached to more than 5% of all ICSGlobal's ordinary shares then on issue;
- To do so would contravene the Constitution, the Corporations Act, 2001, the Listing Rules or any other applicable law of a jurisdiction in which ICSGlobal is registered or incorporated or, with respect to a participating employee, any other applicable law of the jurisdiction in which that employee resides.

Unless determined otherwise by the directors and notified to the shareholders of ICSGlobal, the directors may not issue options under the Plan Rules if the number of options on issue, which are capable of exercise under the Plan Rules, represent, at any one time, more than 10% of the total number of ICSGlobal's ordinary shares then on issue.

Subject to the Listing Rules, the board of directors may amend the ICSGlobal Employee Option Plan at any time.

In respect of ordinary shares to which an option relates, option holders may not participate in a new issue of securities to holders of ordinary shares, bonus issues of ordinary shares (or other securities to existing shareholders) or any issue by ICSGlobal of ordinary shares pro rata to existing shareholders unless the relevant

ICSGlobal LIMITED ANNUAL REPORT 2010

option has been exercised and ordinary shares issued to the employee before the record date for determining entitlements to the issue.

If there is a reconstruction of the issued shares in ICSGlobal, the number of options to which a participating employee is entitled will be reconstructed as required by the Listing Rules in a manner which will not result in any benefits being conferred on the employee which are not conferred on shareholders. If a takeover bid is made to acquire some or all of the issued shares in ICSGlobal or a Court sanctioned compromise or arrangement is made which, if implemented, would result in a change in the legal or beneficial interest of 50% or more of the issued shares in ICSGlobal or would result in 50% or more of the issued shares in ICSGlobal being controlled by one entity, participating employees may either exercise their options or must exercise their options, as set out in a change of control notice to be issued by the board of directors.

Shares allotted under the ICSGlobal Employee Option Plan will rank equally with all other issued ordinary shares in ICSGlobal, subject to the Plan Rules. ICSGlobal Limited will not seek quotation on the ASX of any options issued under the ICSGlobal Employee Option Plan.

ICSGlobal will meet all expenses of the ICSGlobal Employee Option Plan (except any tax liability payable in connection with the issue and allotment of shares pursuant to an exercise of an option by a participating employee or any other dealings with the options or shares). The ICSGlobal Employee Option Plan may be terminated or suspended by the Board of directors at any time provided such action does not affect or prejudice the rights of participating employees.

Options granted to staff generally fall into the following two categories:

Type 1:

- Options granted that are exercisable 12 months from the date of grant in respect of 1/3 of options granted, 24 months from date of grant in respect of 1/3 of options granted and 36 months from the date of grant in respect of 1/3 of options granted. Options expire 5 years from the date of grant. All staff is allocated this type of option. The number of options granted to each staff members and the exercise price varies.

Type 2:

- Performance options granted to certain executives, which vest upon the achievement of specified performance milestones.

Movement in Number of Issued Employee Options

	Consolidated Group	
	2010	2009
Opening Balance – Number of Options	8,352,634	7,950,000
Number of Options Issued	-	2,427,634
Number of Options Exercised	-	-
Number of Options Cancelled or Lapsed	(6,852,634)	(2,025,000)
Closing Balance – Number of Options	1,500,000	8,352,634

ICSGlobal Limited Annual Report 2010

CONSOLIDATED 2010

Grant Date	Expiry Date	Exercise Price	Balance at Start of the year	Granted during the year	Exercised during the year	Expired during the year	Balance at end of the year	Vested & Exercisable at end of the year
			Number	Number	Number	Number	Number	Number
7 July 2003	8 July 2008	\$0.10	-	-	-	-	-	-
Dates between 1 Dec 2004 & 6 Aug 2007	Dates between 30 Nov 2009 & 5 Aug 2012	\$0.50	1,350,000	-	-	1,350,000	-	-
21 Dec 2007	20 Dec 2012	\$0.32	3,425,000	-	-	3,425,000	-	-
19 Feb 2008	20 Feb 2013	\$0.38	-	-	-	-	-	-
1 Mar 2008	28 Feb 2013	\$0.30	-	-	-	-	-	-
1 July 2008	30 June 2013	\$0.35	1,500,000	-	-	-	1,500,000	-
15 July 2008	14 July 2013	\$0.33	-	-	-	-	-	-
21 July 2008	20 July 2013	\$0.35	75,000	-	-	75,000	-	-
16 Sept 2008	15 Sept 2008	\$0.35	75,000	-	-	75,000	-	-
23 Dec 2008	22 Dec 2013	\$0.20	1,625,000	-	-	1,625,000	-	-
31 Dec 2008	30 Dec 2013	\$0.24	302,634	-	-	302,634	-	-
Total			8,352,634	-	-	6,852,634	1,500,000	-
Weighted average exercise price			\$0.33	-	-	-	\$0.35	-

ICSGLOBAL LIMITED ANNUAL REPORT 2010

CONSOLIDATED 2009

Grant Date	Expiry Date	Exercise Price	Balance at Start of the year Number	Granted during the year Number	Exercised during the year Number	Expired during the year Number	Balance at end of the year Number	Vested & Exercisable at end of the year Number
7 July 2003	8 July 2008	\$0.10	175,000	-	-	175,000	-	-
Dates between 1 Dec 2004 & 6 Aug 2007	Dates between 30 Nov 2009 & 5 Aug 2012	\$0.50	1,625,000	-	-	275,000	1,350,000	1,302,945
21 Dec 2007	20 Dec 2012	\$0.32	3,900,000	-	-	475,000	3,425,000	1,729,498
19 Feb 2008	20 Feb 2013	\$0.38	250,000	-	-	250,000	-	-
1 Mar 2008	28 Feb 2013	\$0.30	2,000,000	-	-	2,000,000	-	-
1 July 2008	30 June 2013	\$0.35	-	1,500,000	-	-	1,500,000	166,667
15 July 2008	14 July 2013	\$0.33	-	750,000	-	750,000	-	-
21 July 2008	20 July 2013	\$0.35	-	75,000	-	-	75,000	23,562
16 Sept 2008	15 Sept 2008	\$0.35	-	75,000	-	-	75,000	19,658
23 Dec 2008	22 Dec 2013	\$0.20	-	2,125,000	-	500,000	1,625,000	284,795
31 Dec 2008	30 Dec 2013	\$0.24	-	302,634	-	-	302,634	302,634
Total			7,950,000	4,827,634	-	4,425,000	8,352,634	3,829,759
Weighted average exercise price			\$0.35	\$0.27	-	\$0.30	\$0.33	\$0.37

The weighted average share price at the date of exercise of options exercised regularly during the year ended 30 June 2010 is not applicable since no options were exercised (2009 - Nil).

The weighted average remaining contractual life of share options outstanding at the end of the period was 3 years (2009 – 3.47 years).

Fair value at grant date of options granted during the year ended 30 June 2010 was 0.0 cents per option (2009: 6.4 cents per option). The fair value at grant date is independently determined using a Black-Scholes option pricing model that takes into account the exercise price, term of the option, the impact of dilution, the share price at grant date and expected price volatility of the underlying share, the expected dividend yield and the risk free rate for the term of the option.

Note 23: Events after the Reporting Date

On 4 August 2010 a General Meeting was held wherein Messrs Murray and Canning were elected to the board and the Buy-Back of 4,785,055 fully paid ordinary shares by the company from Donna M Murphy for the consideration of \$1 in accordance with the Buy-Back Agreement dated 8 April 2010 was approved.

In addition to the above Ross Bunyon and Geoffrey Lambert resigned as directors and Kevin Barry, James Canning and Victor Shkolnik were appointed as directors subsequent to 30 June 2010.

Note 24: Related Party Transactions

The ultimate parent entity within the Group is ICSGlobal Limited. Parent entity disclosures are set out in note 21.

Interests in subsidiaries are set out in note 13.

Disclosures relating to key management personnel are set out in note 7.

Note 25: Financial Risk Management

Financial Risk Management Policies

The Group's financial instruments consist mainly of deposits with banks and accounts receivable and payable. The main financial instrument is cash held for working capital.

The Group's risk management policies are approved and reviewed by the Board on a regular basis. These include the use of credit risk policies and future cash flow forecasts.

The main concentration of risk the Group is exposed to through its financial instruments is foreign currency risk because of its operations overseas. Interest rate risk is limited to interest income on cash and cash equivalents since the Group has no financial liabilities that are exposed to interest rates.

Foreign Currency Risk

The Group is exposed to fluctuations in foreign currencies arising from the sale and purchase of goods and services in currencies other than the Group's functional currency. The Group has assets and liabilities in currencies other than the Group's functional currency.

Revenue from Australian customers is billed and received in Australian dollars. Expenses are paid in Australian dollars. Assets and liabilities are held in Australian dollars.

Revenue from MBC customers is billed and received by Thelma-EU Limited in UK pounds sterling. Expenses are paid in UK pounds sterling. Assets and liabilities are held in UK pounds sterling.

Revenue from Thelma-US Inc. and MRS customers is billed and received in US dollars. Expenses are paid in US dollars. Assets and liabilities are held in US dollars.

The Group does not have any foreign currency hedges in place.

Interest Rate Risk

The Group has no financial liabilities that are exposed to interest rate risk.

Exposure to interest rate risks or financial rate risks on financial assets and liabilities of the Group are summarised as follows:

ICSGLOBAL LIMITED ANNUAL REPORT 2010

Financial instrument composition and maturity analysis

The tables below reflect the undiscounted contractual settlement terms for financial instruments of a fixed period of maturity, as well as management's expectations of the settlement period for all other financial instruments.

Consolidated - 2010	Non Interest Bearing	Floating Interest Rate	Fixed Interest Rate	Total
All items have maturity within 1 year	2010	2010	2010	2010
	\$	\$	\$	\$
Financial Assets				
Cash and cash equivalents	-	393,208	-	393,208
Rental deposit	-	22,454	-	22,454
Trade receivables	254,293	-	-	254,293
Other receivables	49,029	-	-	49,029
Total Financial Assets	303,322	415,662	-	718,984
Weighted Average Interest Rate	-	4.75%	-	-
Financial Liabilities				
Trade payables	219,528	-	-	219,528
Total Financial Liabilities	219,528	-	-	219,528
Weighted Average Interest Rate	-	-	-	-

Consolidated - 2009	Non Interest Bearing	Floating Interest Rate	Fixed Interest Rate	Total
All items have maturity within 1 year	2009	2009	2009	2009
	\$	\$	\$	\$
Financial Assets				
Cash and cash equivalents	-	471,039	-	471,039
Term deposit	-	230,805	-	230,805
Rental deposit	-	70,569	-	70,569
Trade receivables	355,811	-	-	355,811
Other receivables	108,632	-	-	108,632
Total Financial Assets	464,443	772,413	-	1,236,856
Weighted Average Interest Rate	-	6.2%	-	-
Financial Liabilities				
Trade payables	738,222	-	-	738,222
Note payable – purchase MRS	-	-	699,913	699,913
Total Financial Liabilities	738,222	-	699,913	1,428,135
Weighted Average Interest Rate	-	-	10%	-

Trade and sundry payables are expected to be paid as follows:

	Consolidated Group	
	2010	2009
	\$	\$
Less than 6 months	219,528	738,222

ICSGlobal Limited Annual Report 2010

Credit Risk

Exposure to credit risk relating to financial assets arises from the potential non-performance by counterparties of contract obligations that could lead to a financial loss to the Group.

The Group does not have any material credit risk exposure to any single debtor or group of debtors under financial instruments entered into by the Group.

Credit risk is managed by using banks with an 'A' financial rating for deposits and assessing potential customers for credit worthiness taking into account their size, market position and financial standing.

Net Fair Values

The aggregate net fair values and carrying amounts of financial assets and financial liabilities at balance date are materially equal because all maturity and settlement dates are within one year.

Fair values derived may be based on information that is estimated or subject to judgment, where changes in assumptions may have a material impact on the amounts estimated. Where possible, valuation information used to calculate fair value is extracted from the market, with more reliable information available from markets actively traded. In this regard, fair values for listed securities are obtained from quoted market bid prices. Where securities are unlisted and no market quotes are available, fair value is obtained using discounted cash flow analysis and other valuation techniques commonly used by market participants.

Sensitivity Analysis

The Group has performed a sensitivity analysis relating to interest rate risk and foreign currency risk at balance date. This sensitivity analysis demonstrates the effect on the current year results and equity, which could result from a change in these risks.

Foreign Currency Risk Sensitivity Analysis

At 30 June 2010, the effect on profit and equity as a result of changes in the value of the Australian Dollar to the UK Pound and US Dollar, with all other variables remaining constant would be as follows:

Foreign Currency Risk Sensitivity Analysis	Consolidated Group	
	2010	2009
	\$	\$
Change in loss		
- Improvement in AUD to UK Pounds Sterling by 5%	14,681	8,533
- Decline in AUD to UK Pounds Sterling by 5%	(14,681)	(8,533)
- Improvement in AUD to US Dollar by 5%	-	(33,451)
- Decline in AUD to US Dollar by 5%	-	33,451
Change in equity		
- Improvement in AUD to UK Pounds Sterling by 5%	(15,664)	(13,591)
- Decline in AUD to UK Pounds Sterling by 5%	15,664	13,591
- Improvement in AUD to US Dollar by 5%	-	(33,319)
- Decline in AUD to US Dollar by 5%	-	33,319

ICSGLOBAL LIMITED ANNUAL REPORT 2010

Interest Rate Sensitivity Analysis

At 30 June 2010, the effect on profit and equity as a result of changes in the interest rate, with all other variables remaining constant would be as follows:

Interest Rate Sensitivity Analysis	Consolidated Group	
	2010	2009
	\$	\$
Change in loss		
- Increase in interest rates by 2%	13,952	39,385
- Decrease in interest rates by 2%	(13,952)	(39,385)
Change in equity		
- Increase in interest rates by 2%	13,952	39,385
- Decrease in interest rates by 2%	(13,952)	(39,385)

Note 26: Contributed Equity and Reserves

(a) Share Capital

	Consolidated Group	
	2010	2009
	\$	\$
Ordinary Shares fully paid	34,458,476	32,595,838

The Group's capital includes ordinary share capital. There are no externally imposed capital requirements.

Management controls the capital of the Group in order to ensure that the Group has appropriate working capital on hand at all times to fund its operations. During the 2009 and 2010 financial years, the Group has issued shares to raise additional working capital and to fund acquisitions. On 24 August 2009, the Group announced that it had raised a further \$2,050,000 in cash by issuing 20,500,000 new shares via a renounceable pro rata rights issue. There have been no changes in the strategy adopted by management since the prior year.

Consolidated	Number of Shares		\$	
	2010	2009	2010	2009
Ordinary Shares at beginning of the financial year	149,985,972	140,739,720		
Opening Capital			32,595,838	31,197,907
Shares issued during the year / Proceeds of Capital Raising:				
Shares issued on 31 December 2008 as part of the consideration for the acquisition of MRS	-	4,785,055	-	837,385
Shares placed on 21 January 2009 @ \$0.13 each	-	4,461,197	-	579,956
Shares issued on 24 August 2009 @ \$0.10 each	20,500,000	-	2,050,000	-
Capital Raising Expenses	-	-	(187,362)	(19,410)
Total Shares On Issue / Closing Balance	170,485,972	149,985,972	34,458,476	32,595,838

Share Based Payments Reserve

	Consolidated Group	
	2010	2009
	\$	\$
Balance at the beginning of the year	711,219	594,073
Option expense	91,880	91,388
Options issued in part consideration for MRS	-	25,758
Balance at the end of the year	803,809	711,219

The share based payments reserve is used to recognise the fair value of options issued to employees but not exercised.

ICSGLOBAL LIMITED ANNUAL REPORT 2010

Accumulated Losses	Consolidated Group	
	2010	2009
	\$	\$
Balance at the beginning of the year	(28,877,320)	(25,925,569)
Loss for the year	(3,525,834)	(2,951,751)
Balance at the end of the year	(32,545,079)	(28,877,320)

Foreign Currency Translation Reserve	Consolidated Group	
	2010	2009
	\$	\$
Balance at the beginning of the year	75,726	(603)
Pounds Sterling translation	(218,254)	(38,710)
US Dollar translation	-	115,039
Balance at the end of the year	(142,528)	75,726

Exchange differences arising on translation of the foreign controlled entity are taken to the foreign currency translation reserve. The reserve is recognised in profit and loss when the net investment is disposed of.

Note 27: Company Details

Registered Office and Principal Place of Business

Suite 902, Level 9, 1 Alfred Street, Sydney, NSW, 2000

Number of Employees


	Consolidated Group	
	2010	2009
Number of employees at the end of the year	19	87

Directors' Declaration

In the opinion of the directors of ICSGlobal Limited:

- (a) The financial statements and accompanying notes are in accordance with the Corporations Act 2001, including:
 - (i) Giving a true and fair view of the company's and consolidated entity's financial position as at 30 June 2010 and of their performance for the financial year ended on that date; and
 - (ii) Complying with Accounting Standards, the Corporations Regulations 2001 and other mandatory professional reporting requirements; and
- (b) The Remuneration Report contained in the Directors' Report complies with Accounting Standard AASB 124 "Related Party Disclosures" and the Corporations Regulations 2001; and
- (c) At the date of this declaration there are reasonable grounds to believe that the Company will be able to pay its debts as and when they become due and payable.
- (d) The directors have been given the declarations by the person responsible for the chief executive function and chief financial function required by Section 295A of the *Corporations Act 2001*.

Signed in accordance with a resolution of the board of directors:



.....

Kevin Barry
Chairman

.....

Greg Quirk
Director

Sydney

Dated this 31st day of August 2010



Chartered Accountants
& Business Advisers

Independent Auditor's Report

To the members of ICSGlobal Limited

Report on the Financial Report

We have audited the accompanying financial report of ICSGlobal Limited, which comprises the statement of financial position as at 30 June 2010, and the statement of comprehensive income, statement of changes in equity and statement of cash flows for the year ended on that date, a summary of significant accounting policies and other explanatory notes and the directors' declaration of ICSGlobal Limited (the consolidated entity). The consolidated entity comprises ICSGlobal Limited and the entities it controlled at the year's end or from time to time during the financial year.

Directors' Responsibility for the Financial Report

The directors of the company are responsible for the preparation and fair presentation of the financial report in accordance with Australian Accounting Standards (including the Australian Accounting Interpretations) and the *Corporations Act 2001*. This responsibility includes establishing and maintaining internal controls relevant to the preparation and fair presentation of the financial report that is free from material misstatement, whether due to fraud or error; selecting and applying appropriate accounting policies; and making accounting estimates that are reasonable in the circumstances. In Note 1, the directors also state, in accordance with Accounting Standard AASB 101 *Presentation of Financial Statements*, that compliance with Australian Accounting Standards ensures that the financial report, comprising the financial statements and notes, complies with International Financial Reporting Standards.

Auditor's Responsibility

Our responsibility is to express an opinion on the financial report based on our audit. We conducted our audit in accordance with Australian Auditing Standards. These Auditing Standards require that we comply with relevant ethical requirements relating to audit engagements and plan and perform the audit to obtain reasonable assurance whether the financial report is free from material misstatement.

An audit involves performing procedures to obtain audit evidence about the amounts and disclosures in the financial report. The procedures selected depend on the auditor's judgement, including the assessment of the risks of material misstatement of the financial report whether due to fraud or error. In making those risk assessments, the auditor considers internal control relevant to the entity's preparation and fair presentation of the financial report in order to design audit procedures that are appropriate in the circumstances, but not for the purpose of expressing an opinion on the effectiveness of the entity's internal control. An audit also includes evaluating the appropriateness of accounting policies used and the reasonableness of accounting estimates made by the directors, as well as evaluating the overall presentation of the financial report.

We believe that the audit evidence we have obtained is sufficient and appropriate to provide a basis for our audit opinion.

Tel: 61 2 9251 4100 | Fax: 61 2 9240 9821 | www.pkf.com.au
PKF | ABN 83 236 985 726
Level 10, 1 Margaret Street | Sydney | New South Wales 2000 | Australia
DX 10173 | Sydney Stock Exchange | New South Wales

The PKF East Coast Practice is a member of the PKF International Limited network of legally independent member firms. The PKF East Coast Practice is also a member of the PKF Australia Limited national network of legally independent firms each trading as PKF. PKF East Coast Practice has offices in NSW, Victoria and Brisbane. PKF East Coast Practice does not accept responsibility or liability for the actions or inactions on the part of any other individual member firm or firms.

Liability limited by a scheme approved under Professional Standards Legislation.



Chartered Accountants
& Business Advisers

Independence

In conducting our audit, we have complied with the independence requirements of the *Corporations Act 2001*.

Auditor's Opinion

In our opinion:

- (a) the financial report of ICSGlobal Limited is in accordance with the *Corporations Act 2001*, including:
 - (i) giving a true and fair view of the consolidated entity's financial position as at 30 June 2010 and of its performance for the year ended on that date; and
 - (ii) complying with Australian Accounting Standards (including the Australian Accounting Interpretations) and the *Corporations Regulations 2001*; and
- (b) the financial statements also comply with International Financial Reporting Standards as disclosed in Note 1.

Report on the Remuneration Report

We have audited the Remuneration Report included on pages 15 to 24 of the directors' report for the year ended 30 June 2010. The directors of ICSGlobal Limited are responsible for the preparation and presentation of the Remuneration Report in accordance with section 300A of the *Corporations Act 2001*. Our responsibility is to express an opinion on the Remuneration Report, based on our audit conducted in accordance with Australian Auditing Standards.

Auditor's Opinion

In our opinion the Remuneration Report of ICSGlobal Limited for the year ended 30 June 2010, complies with section 300A of the *Corporations Act 2001*.

The PKF logo, consisting of the letters 'PKF' in a stylized, handwritten font, with the word 'PKF' in a smaller, standard font below it.

A handwritten signature in black ink, appearing to read 'Paul Bull'.

Paul Bull
Partner

Sydney
31 August 2010

Corporate Directory

ICSGlobal Limited

ACN 092 212 514

ABN 84 092 212514

Registered Office

C\ Australian Risk Partners Pty. Ltd. Ltd.
Suite 901, 1 Alfred Street
Sydney NSW 2000

Mail Address

ICSGlobal Limited
P.O.Box 84
Sydney NSW 2001

Solicitors

Minter Ellison
Aurora Place
88 Phillip Street
Sydney NSW 2000

Auditor

PKF Chartered Accounts
East Cost Practice
Level 10, 1 Margaret Street
Sydney NSW 2000

Share Registry

Registries Limited
ACN 003 209 834
Lev 7, 207 Kent Street
Sydney NSW 2000